



BROMPTON

ASSET MANAGEMENT

31 March 2026



Gill Lakin
Fund manager

Investment objective

To achieve long-term capital growth by investing mainly in equity markets on a global basis.

Key facts

Fund size	£23.5 million
Launch date	8 November 2012
Launch price	100p
IA sector and benchmark	Flexible Investment
Base currency	Sterling
Valuation point	Noon
B Shares (Retail)	
Price at 31 March 2026	269.68p
Minimum investment	£1,000
Minimum top-up	£500
Minimum regular savings	£100
Investment management fee	0.75%
Initial charge	2.00%
Total expense ratio	1.43%
ACD admin charge	0.25%
Ex-dividend date	1 August
Income distribution date	30 September
Structure	OEIC sub-fund
Year end	31 July
B SEDOL code	B7MHL6
B ISIN code	GB00B7MHL66

Name change

Please note, prior to 27th January 2025, this fund was called the EF Brompton Global Opportunities Fund.

Fund manager's commentary

Global equities and bonds fell 5.32% and 1.18% respectively in sterling while oil rose 58.35% on fears that the US-Israeli war against Iran would lift inflation, increase interest rates and lower economic growth. The EF Brompton Global Adventurous Fund held no investments dedicated to UK government bonds, down 4.34% because of Britain's dependence on gas imports and high government borrowing, nor sterling corporate bonds, down 3.29%. Within its global bond allocation, the sterling-hedged Pimco Global Low Duration Real Return holding, down only 0.85%, proved defensive as inflation fears increased. In Europe excluding the UK, where equities lagged, down 8.66% in sterling, Jupiter European fell 9.69% but Lightman European, down 3.59%, was relatively resilient. In the UK, where equities fell 6.62%, Artemis UK Special Situations and Man Income lagged, down 9.33% and 7.71% respectively. The portfolio suffered from its relatively-high allocation to equities in Asia excluding Japan and emerging markets, which fell 12.02% and 11.33% respectively in sterling because of Asia's reliance on energy imports. Man Asia (ex-Japan) Equity was the weakest holding, down 14.23%. The portfolio's sole global equity holding, Clearbridge Global Infrastructure Income, which holds cash-generative companies many of which may benefit from electrification, was, however, relatively resilient, falling just 1.42%. Portfolio changes included the purchase of the iShares Treasury Bond 0-1 Year exchange-traded fund (ETF) and the disposals of TwentyFour Dynamic Bond, the iShares MSCI EMU and the iShares Physical Gold exchange-traded commodity. The EF Brompton Global Adventurous Fund fell 6.79% in March while the sector fell 6.12%.

Financial data source: LSEG Data & Analytics 31 March 2026 † B Acc shares

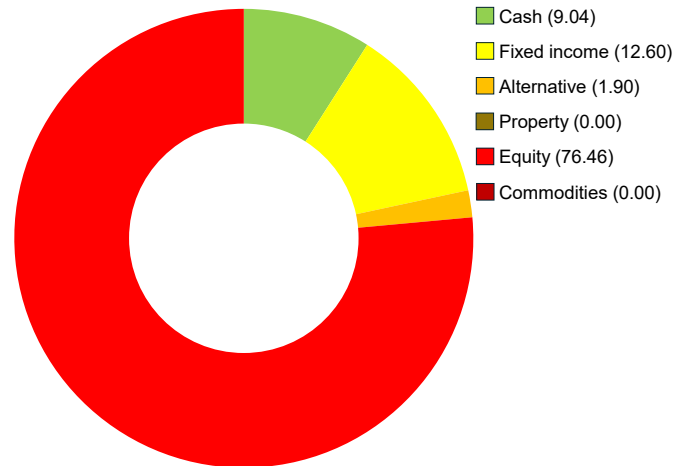
Portfolio breakdown *

- Global fixed income**
Pimco Global Low Duration Real Return (£-hedged)
iShares \$ Treasury Bond 0-1 Year
- Alternative**
Trojan
- UK equity**
Fidelity Index UK
iShares FTSE 100
Man Income
Artemis UK Special Situations
- US equity**
iShares S&P 500 Equal Weight
iShares Core S&P 500
- Europe ex-UK equity**
Lightman European
Jupiter European
- Japanese equity**
Nippon Active Value
Man Japan CoreAlpha
- Pacific ex-Japan equity**
Prusik Asian Equity Income
Man Asia (ex Japan) Equity

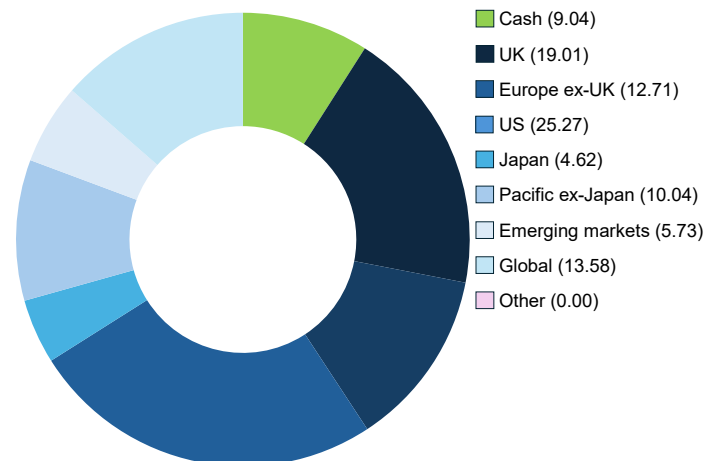
- Emerging market equity**
Pacific North of South EM Equity
Income Opportunities
Redwheel Next Generation Emerging Markets Equity

- Global equity**
ClearBridge Global Infrastructure Income

Asset allocation (%)



Geographic allocation (%)



* excluding cash and cash equivalents

Please see overleaf for performance and other important information





BROMPTON

ASSET MANAGEMENT

EF Brompton Global Adventurous Fund (continued)

An EF Brompton Multi-Manager OEIC sub-fund

Investment policy

In order to achieve its objective, the Fund will adopt an adventurous strategy. To reflect this strategy, the investment manager has the discretion to invest up to 100% of the Fund's net asset value in equities, with a minimum equity exposure of 70%, providing exposure to global equity markets.

The Fund may invest in other asset classes, such as cash, fixed income, alternatives and property.

The Fund will typically invest a minimum of 80% of its net asset value in collective investment schemes, exchange traded funds and unregulated collective investment schemes. The Fund may also invest in investment trusts (and similar instruments), other transferable securities, money-market instruments, fixed income instruments, deposits and foreign exchange contracts. Investments will not be confined by industrial, economic or geographical sector.

The Fund may also hold, on a temporary basis, all or part of its assets in cash or other ancillary liquid assets.

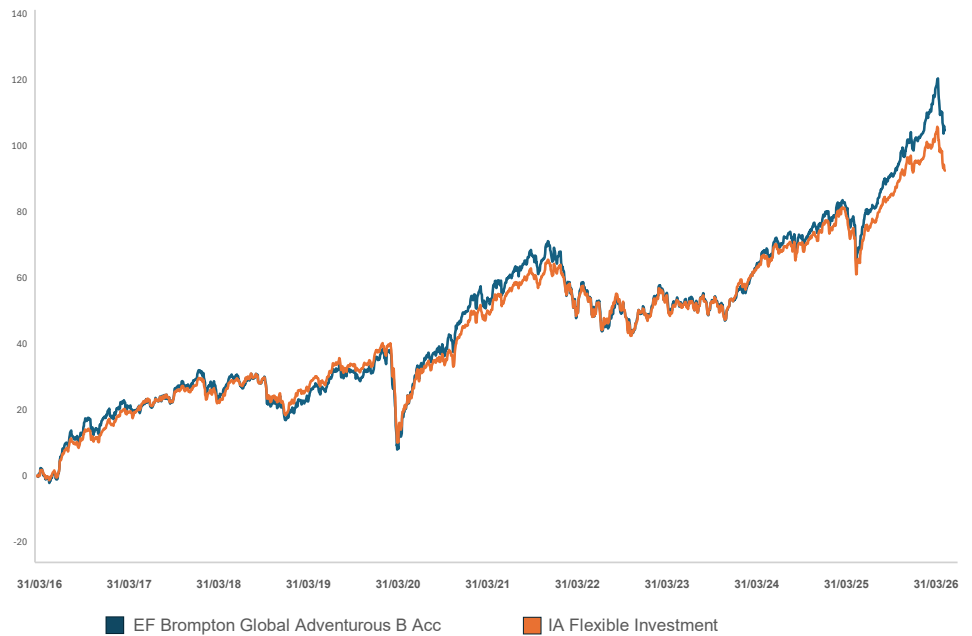
The Fund may utilise derivatives for the purposes of efficient portfolio management (typically hedging, including investing in hedged share classes, which attempts to mitigate against falls in the value of the Fund's assets and the effects of changes in currency exchange rates against the Fund's base currency, which is pounds sterling).

The Fund's benchmark is IA Flexible Investment. This represents a comparator benchmark because the Fund's performance can be compared to funds which also sit within this industry sector.

Performance

Percentage growth, 31 March 2016 to 31 March 2026

EF Brompton Global Adventurous B Acc v IA Flexible Investment



Source: LSEG Lipper, NAV-NAV, sterling, net income reinvested
Past performance is not an indicator of future performance

Discrete period performance (%)	Year to 31 Mar 2026	Year to 31 Mar 2025	Year to 31 Mar 2024	Year to 31 Mar 2023	Year to 31 Mar 2022	Year to 31 Mar 2021	Year to 31 Mar 2020
EF Brompton Global Adventurous B Acc	16.63	4.65	10.60	-4.14	3.39	34.55	-7.84
IA Flexible Investment	12.39	3.03	10.34	-3.96	5.01	29.26	-8.33
Quartile ranking	1	2	3	3	3	2	3

Cumulative performance (%) to 31 March 2026	1 month	3 months	1 year	3 years	5 years	10 years	Since launch
EF Brompton Global Adventurous B Acc	-6.79	0.60	16.63	34.99	33.78	105.13	169.68
IA Flexible Investment	-6.12	-1.48	12.39	27.77	28.86	93.16	141.38
Quartile ranking	3	1	1	1	2	2	2

Source: LSEG Lipper, NAV-NAV, sterling, net income reinvested
1st quartile means the fund is ranked in the top 25% of funds in its sector

For further information please visit our website at www.bromptonam.com

Important Information

For full details of the fund and its risks please refer to the prospectus or Key Investor Information and Supplementary Information Document, which can be found on the Brompton Asset Management website, www.bromptonam.com. The value of assets and income generated from them may fall as well as rise. Investors may not get a steady income flow and, on disposal, may not receive all their capital back.

Past performance is not an indicator of future performance.

Brompton is not authorised to give investment advice. Please obtain professional advice before making an investment decision. Issued by Brompton Asset Management Ltd, which is a limited company registered in England and Wales under registered number 06866020 and is authorised and regulated by the Financial Conduct Authority. Registered office: 1 Knightsbridge Green, London, SW1X 7QA. WAY Fund Managers Limited is the authorised corporate director (ACD) of the EF Brompton Multi-Manager Fund range and is authorised and regulated by the Financial Conduct Authority. Registered office: Cedar House, 3 Cedar Park, Cobham Road, Wimborne, Dorset, BH21 7SB.



Dynamic Planner risk ratings are independently calculated by Distribution Technology, whose scale ranges from '1 – lowest risk' to '10 – highest risk'. Brompton Asset Management does not influence or control these ratings or the methodology used to assess risk. Brompton cannot, therefore, guarantee their accuracy or that these risk ratings will not change.