



BROMPTON

ASSET MANAGEMENT

31 May 2026



Gill Lakin
Fund manager

Investment objective

To achieve longer-term capital growth by investing in markets in both the UK and overseas.

Key facts

Fund size	£27.8 million
Launch date	24 January 2014
Launch price	100p
IA sector and benchmark	Global

Base currency	Sterling
Valuation point	Noon

B Shares (Retail)

Price at 31 May 2026	331.30p
Minimum investment	£1,000
Minimum top-up	£500
Minimum regular savings	£100
Investment management fee	0.75%
Initial charge	2.00%
Total expense ratio	1.32%

ACD admin charge	0.25%
Ex-dividend date	1 August
Income distribution date	30 September
Structure	OEIC sub-fund
Year end	31 July
B SEDOL code	B6Y1P94
B ISIN code	GB00B6Y1P942

Fund manager's commentary

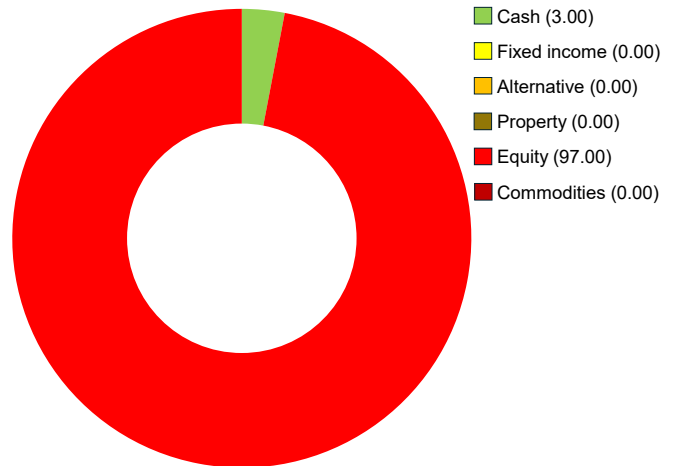
Global equities gained 6.06% in sterling while oil fell 12.63% on hopes that the US and Iran would agree a 60-day ceasefire extension leading to a reopening of the Strait of Hormuz. Underlying price pressures remained, however, and US consumer sentiment weakened. US equities gained 6.11% in sterling supported by optimism about artificial intelligence (AI) but the EF Brompton Global Equity Fund's holding in the iShares S&P 500 Equal Weight exchange-traded fund (ETF) rose only 3.47% due to its relatively low technology sector weighting. The iShares MSCI Global Semiconductors ETF was introduced because semiconductor companies will benefit from AI capital spending. Equities in Asia excluding Japan and emerging markets, where the portfolio had overweight allocations, gained 12.16% and 10.59% respectively in sterling, with returns driven by large South Korean and Taiwanese companies. Man Asia (ex Japan) Equity outperformed, up 12.64%, but Chikara Indian Subcontinent fell 0.33%. Baillie Gifford Pacific and Barings Korea were added to the portfolio. In the UK, where Labour's poor local election results may lead to a challenge to the prime minister, equities returned only 0.95% but the portfolio's actively-managed investments outperformed, with Artemis UK Special Situations strongest, rising 3.84%. In Europe excluding the UK, where equities also lagged, up 4.55% in sterling, Jupiter European outperformed, rising 6.04%, but Lightman European gained only 2.32%. Japanese equities rose 5.42% in sterling but both holdings lagged, with Nippon Active Value weakest, up only 0.87%. The EF Brompton Global Equity Fund rose 5.27% in May while the sector rose 5.02%.

Financial data source: LSEG Data & Analytics 31 May 2026 † B Acc shares

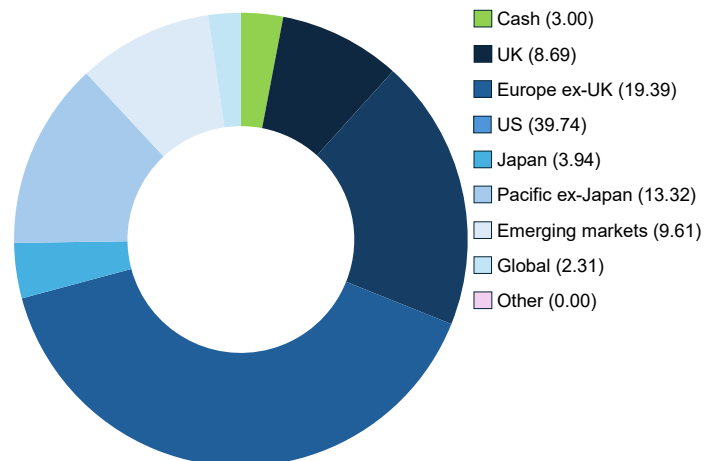
Portfolio breakdown *

- UK equity**
Fidelity Index UK
Man Income
Artemis UK Special Situations
- US equity**
iShares S&P 500 Equal Weight
SPDR S&P 500
iShares Core S&P 500
- Europe ex-UK equity**
Jupiter European
iShares MSCI EMU
Lightman European
- Japanese equity**
Nippon Active Value
Man Japan CoreAlpha
- Pacific ex-Japan equity**
Man Asia (ex Japan) Equity
Baillie Gifford Pacific
Prusik Asian Equity Income
- Emerging market equity**
Pacific North of South EM Equity
Income Opportunities
Redwheel Next Generation Emerging Markets Equity
Chikara Indian Subcontinent
Barings Korea
- Global equity**
iShares MSCI Global Semiconductors

Asset allocation (%)



Geographic allocation (%)



* excluding cash and cash equivalents

Please see overleaf for performance and other important information





BROMPTON

ASSET MANAGEMENT

EF Brompton Global Equity Fund (continued)

An EF Brompton Multi-Manager OEIC sub-fund

Investment policy

The Fund will typically invest a minimum of 80% of its net asset value in collective investment schemes, exchange traded funds and unregulated collective investment schemes. The Fund may also invest in investment trusts (and similar instruments), other transferable securities, money-market instruments, fixed income instruments, deposits and foreign exchange contracts.

Investments will not be confined by industrial, economic or geographical sector. The Fund may hold, on a temporary basis, all or part of its assets in cash or other ancillary liquid assets.

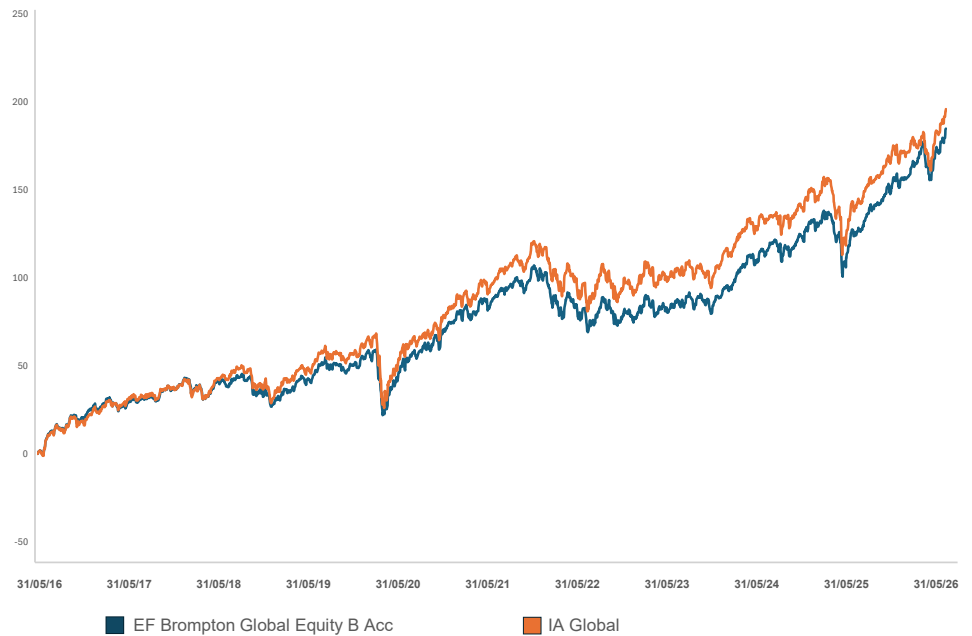
The Fund may utilise derivatives for the purposes of efficient portfolio management (typically hedging, including investing in hedged share classes, which attempts to mitigate against falls in the value of the Fund's assets and the effects of changes in currency exchange rates against the Fund's base currency, which is pounds sterling).

The Fund's benchmark is IA Global. This represents a comparator benchmark because the Fund's performance can be compared to funds which also sit within this industry sector.

Performance

Percentage growth, 31 May 2016 to 31 May 2026

EF Brompton Global Equity B Acc v IA Global



Source: LSEG Lipper, NAV-NAV, sterling, net income reinvested
Past performance is not an indicator of future performance

Discrete period performance (%)	Year to 31 May 2026	Year to 31 May 2025	Year to 31 May 2024	Year to 31 May 2023	Year to 31 May 2022	Year to 31 May 2021	Year to 31 May 2020
EF Brompton Global Equity B Acc	26.48	6.13	14.96	1.03	-2.19	24.63	6.41
IA Global	23.02	3.97	15.28	2.14	0.19	24.58	7.66
Quartile ranking	2	2	3	3	3	2	3

Cumulative performance (%) to 31 May 2026	1 month	3 months	1 year	3 years	5 years	10 years	Since launch
EF Brompton Global Equity B Acc	5.27	2.71	26.48	54.32	52.50	184.70	231.30
IA Global	5.02	4.60	23.02	47.45	50.89	195.79	245.00
Quartile ranking	2	3	2	2	2	3	3

Source: LSEG Lipper, NAV-NAV, sterling, net income reinvested
1st quartile means the fund is ranked in the top 25% of funds in its sector

For further information please visit our website at www.bromptonam.com

Important Information

For full details of the fund and its risks please refer to the prospectus or Key Investor Information and Supplementary Information Document, which can be found on the Brompton Asset Management website, www.bromptonam.com. The value of assets and income generated from them may fall as well as rise. Investors may not get a steady income flow and, on disposal, may not receive all their capital back.

Past performance is not an indicator of future performance.

Brompton is not authorised to give investment advice. Please obtain professional advice before making an investment decision. Issued by Brompton Asset Management Ltd, which is a limited company registered in England and Wales under registered number 06866020 and is authorised and regulated by the Financial Conduct Authority. Registered office: 1 Knightsbridge Green, London, SW1X 7QA. WAY Fund Managers Limited is the authorised corporate director (ACD) of the EF Brompton Multi-Manager Fund range and is authorised and regulated by the Financial Conduct Authority. Registered office: Cedar House, 3 Cedar Park, Cobham Road, Wimborne, Dorset, BH21 7SB.



Dynamic Planner risk ratings are independently calculated by Distribution Technology, whose scale ranges from '1 – lowest risk' to '10 – highest risk'. Brompton Asset Management does not influence or control these ratings or the methodology used to assess risk. Brompton cannot, therefore, guarantee their accuracy or that these risk ratings will not change.