



# BROMPTON

## ASSET MANAGEMENT

30 September 2025



**Gill Lakin**  
Fund manager

### EF Brompton Global Equity Fund

An EF Brompton Multi-Manager OEIC sub-fund

#### Fund manager's commentary

The US economy added just 22,000 new non-farm jobs in August and figures for prior months were revised downwards. The Federal Reserve cut its policy interest rate by a quarter percentage point to 4-4.25% despite above-target inflation. US stocks rose 4.02% in sterling, led higher by technology stocks, up 7.79%, while global stocks rose 4.03%. Polar Capital Global Technology was the EF Brompton Global Equity Fund's best performer, up 12.63%. The iShares S&P 500 Equal Weight exchange-traded fund (ETF) gained only 1.43%, however, because of its low technology weighting while the iShares Core S&P 500 ETF, which is weighted by market value, rose 4.00%. Equities in emerging markets and Asia excluding Japan outperformed, rising 7.56% and 7.22% respectively in sterling. Within the portfolio, however, Prusik Asian Equity Income and Redwheel Next Generation Emerging Markets Equity lagged significantly, rising only 1.88% and 5.21% respectively, while Man Asia (ex Japan) Equity gained 6.64%. The Bank of England held its policy rate unchanged, with August's inflation figure remaining above target at 3.8%. UK stocks lagged, up 1.82%, although smaller companies did slightly better, rising 2.68%. The portfolio's actively-managed holdings, Man Income and Artemis UK Special Situations, outperformed thanks to their bias towards smaller stocks, rising 3.03% and 2.70% respectively. Equities in Europe excluding the UK rose 2.58% in sterling. Within the portfolio, the iShares MSCI EMU ETF rose 3.62% but Lightman European, a value-oriented holding, rose only 1.62%. The EF Brompton Global Equity Fund rose 2.44% in September while the sector rose 2.37%.

Financial data source: LSEG Data & Analytics 30 September 2025 † B Acc shares

#### Portfolio breakdown \*

**UK equity**  
Fidelity Index UK  
Man Income  
Artemis UK Special Situations

**US equity**  
SPDR S&P 500  
iShares S&P 500 Equal Weight  
iShares Core S&P 500

**Europe ex-UK equity**  
iShares MSCI EMU  
Lightman European

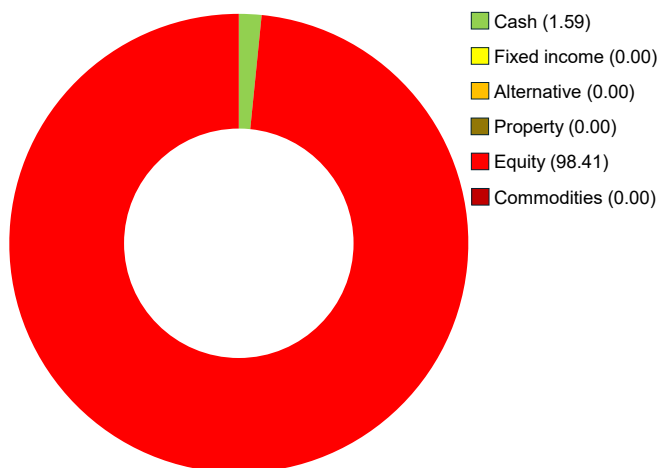
**Japanese equity**  
Nippon Active Value

**Pacific ex-Japan equity**  
Man Asia (ex Japan) Equity  
Prusik Asian Equity Income

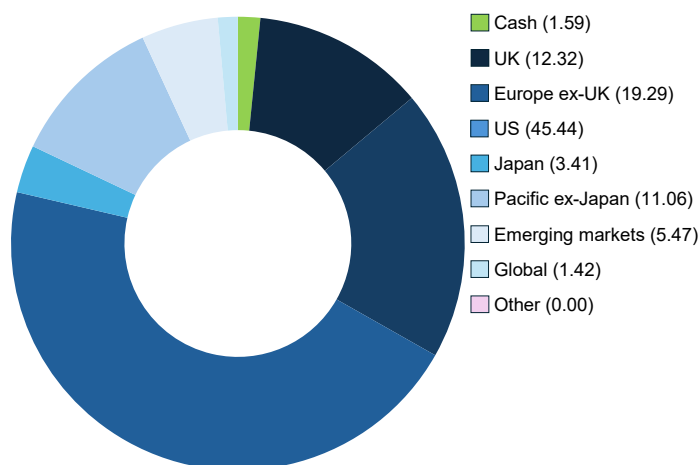
**Emerging market equity**  
Redwheel Next Generation Emerging Markets Equity

**Global equity**  
Polar Capital Global Technology

#### Asset allocation (%)



#### Geographic allocation (%)



\* excluding cash and cash equivalents

Please see overleaf for performance and other important information

#### Investment objective

To achieve longer-term capital growth by investing in markets in both the UK and overseas.

#### Key facts

Fund size	£21.0 million
Launch date	24 January 2014
Launch price	100p
IA sector and benchmark	Global

Base currency	Sterling
Valuation point	Noon

#### B Shares (Retail)

Price at 30 September 2025	288.60p
Minimum investment	£1,000
Minimum top-up	£500
Minimum regular savings	£100
Investment management fee	0.75%
Initial charge	2.00%
Total expense ratio	1.36%

ACD admin charge	0.25%
Ex-dividend date	1 August
Income distribution date	30 September
Structure	OEIC sub-fund
Year end	31 July
B SEDOL code	B6Y1P94
B ISIN code	GB00B6Y1P942



**DYNAMIC**  
PLANNER  
PROFILED

8



# BROMPTON

## ASSET MANAGEMENT

### EF Brompton Global Equity Fund (continued)

An EF Brompton Multi-Manager OEIC sub-fund

#### Investment policy

The Fund will typically invest a minimum of 80% of its net asset value in collective investment schemes, exchange traded funds and unregulated collective investment schemes. The Fund may also invest in investment trusts (and similar instruments), other transferable securities, money-market instruments, fixed income instruments, deposits and foreign exchange contracts.

Investments will not be confined by industrial, economic or geographical sector. The Fund may hold, on a temporary basis, all or part of its assets in cash or other ancillary liquid assets.

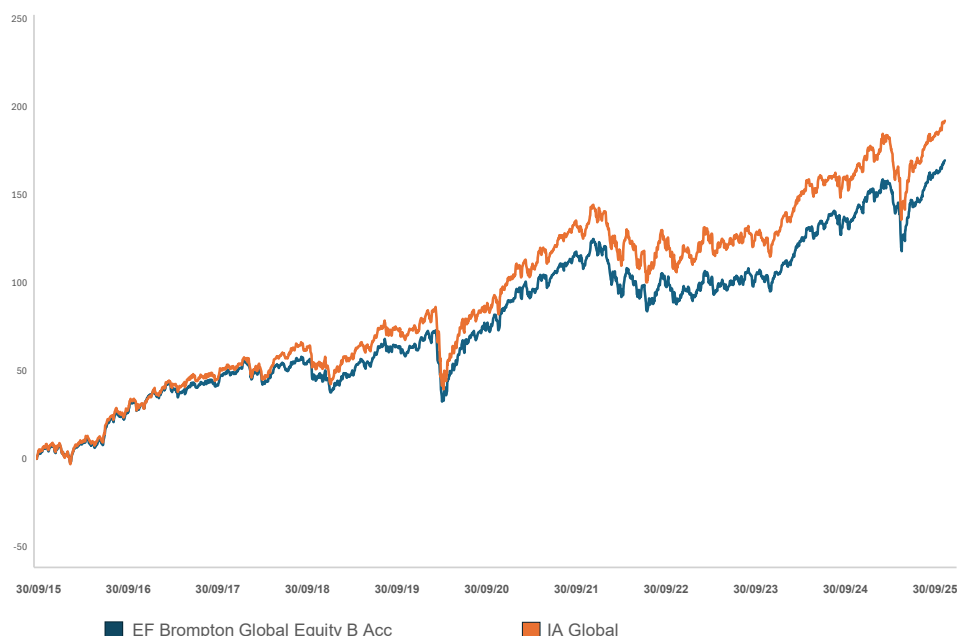
The Fund may utilise derivatives for the purposes of efficient portfolio management (typically hedging, including investing in hedged share classes, which attempts to mitigate against falls in the value of the Fund's assets and the effects of changes in currency exchange rates against the Fund's base currency, which is pounds sterling).

The Fund's benchmark is IA Global. This represents a comparator benchmark because the Fund's performance can be compared to funds which also sit within this industry sector.

#### Performance

Percentage growth, 30 September 2015 to 30 September 2025

EF Brompton Global Equity B Acc v IA Global



Source: LSEG Lipper, NAV-NAV, sterling, net income reinvested  
Past performance is not an indicator of future performance

Discrete period performance (%)	Year to 30 Sep 2025	Year to 30 Sep 2024	Year to 30 Sep 2023	Year to 30 Sep 2022	Year to 30 Sep 2021	Year to 30 Sep 2020	Year to 30 Sep 2019
EF Brompton Global Equity B Acc	13.65	17.20	4.92	-9.76	22.22	6.76	5.17
IA Global	11.90	16.25	7.42	-8.79	23.32	6.99	5.91
Quartile ranking	2	2	3	3	3	3	3

Cumulative performance (%) to 30 September 2025	1 month	3 months	1 year	3 years	5 years	10 years	Since launch
EF Brompton Global Equity B Acc	2.44	7.92	13.65	39.74	54.12	169.48	188.60
IA Global	2.37	7.31	11.90	39.74	57.17	192.02	207.85
Quartile ranking	2	2	2	3	3	3	3

Source: LSEG Lipper, NAV-NAV, sterling, net income reinvested  
1st quartile means the fund is ranked in the top 25% of funds in its sector

For further information please visit our website at [www.bromptonam.com](http://www.bromptonam.com)



Dynamic Planner risk ratings are independently calculated by Distribution Technology, whose scale ranges from '1 – lowest risk' to '10 – highest risk'. Brompton Asset Management does not influence or control these ratings or the methodology used to assess risk. Brompton cannot, therefore, guarantee their accuracy or that these risk ratings will not change.

#### Important Information

For full details of the fund and its risks please refer to the prospectus or Key Investor Information and Supplementary Information Document, which can be found on the Brompton Asset Management website, [www.bromptonam.com](http://www.bromptonam.com). The value of assets and income generated from them may fall as well as rise. Investors may not get a steady income flow and, on disposal, may not receive all their capital back.

Past performance is not an indicator of future performance.

Brompton is not authorised to give investment advice. Please obtain professional advice before making an investment decision. Issued by Brompton Asset Management Ltd, which is a limited company registered in England and Wales under registered number 06866020 and is authorised and regulated by the Financial Conduct Authority. Registered office: 1 Knightsbridge Green, London, SW1X 7QA. WAY Fund Managers Limited is the authorised corporate director (ACD) of the EF Brompton Multi-Manager Fund range and is authorised and regulated by the Financial Conduct Authority. Registered office: Cedar House, 3 Cedar Park, Cobham Road, Wimborne, Dorset, BH21 7SB.