



BROMPTON

ASSET MANAGEMENT

31 August 2025



Gill Lakin
Fund manager

Investment objective

To achieve long-term capital growth

Key facts

Fund size	£18.6 million
Launch date	24 January 2014
Launch price	100p
IA sector and benchmark	Mixed Investment 40-85% Shares

Base currency	Sterling
Valuation point	Noon

B Shares (Retail)

Price at 31 August 2025	203.41p
Minimum investment	£1,000
Minimum top-up	£500
Minimum regular savings	£100
Investment management fee	0.75%
Initial charge	2.00%
Total expense ratio	1.53%

ACD admin charge	0.25%
Ex-dividend date	1 August
Income distribution date	30 September
Structure	OEIC sub-fund
Year end	31 July
B SEDOL code	BG6LVX8
B ISIN code	GB00BG6LVX82

Fund manager's commentary

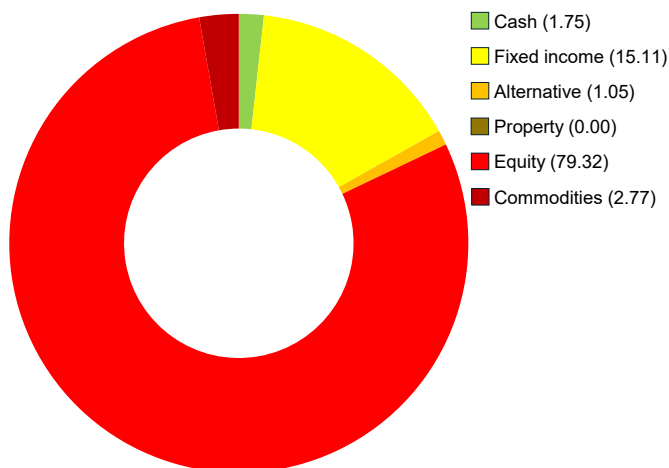
Global equities rose 0.41% in sterling but bonds fell 0.63%, dragged lower by the dollar's 2.05% fall against the pound as President Trump nominated a monetary dove, Stephen Miran, as Federal Reserve governor, increasing fears that monetary policy was becoming politicised. Dollar-weakness typically supports developing economies but equities in Asia excluding Japan and emerging markets underperformed, falling 0.78% and 0.61% respectively in sterling. Within the EF Brompton Global Growth Fund, Redwheel Next Generation Emerging Markets Equity and Prusik Asian Equity Income outperformed, rising 2.52% and falling 0.09% respectively. US stocks fell 0.06% in sterling but the iShares S&P 500 Equal Weight exchange-traded fund, which has a lower technology weighting than conventional index investments, rose 0.57%. UK stocks outperformed, rising 1.08%, but Artemis UK Special Situations fell 1.00%. Equities in Europe excluding the UK also outperformed, rising 1.27% in sterling, and Lightman European, a value-oriented holding, did better, rising 2.77%. In Japan, where equities rose 4.93% in sterling, Nippon Active Value, which has an activist investment approach, lagged, up only 3.79%. Within the bond portfolio, the sterling-hedged Pimco Global Low Duration Real Return holding benefited from currency movements, rising 1.36%. Among UK bond holdings, Schroder Strategic Credit and TwentyFour Dynamic Bond rose 0.65% and 0.56% respectively. The sole alternative holding, Man UK Absolute Value, a daily-traded, long/short equity investment, fell 0.75% through poor stock selection. With bullion strong, the iShares Physical Gold exchange-traded commodity rose 1.81%. The EF Brompton Global Growth Fund rose 0.67% in August while the sector rose 0.22%.

Financial data source: LSEG Data & Analytics 31 August 2025 † B Acc shares

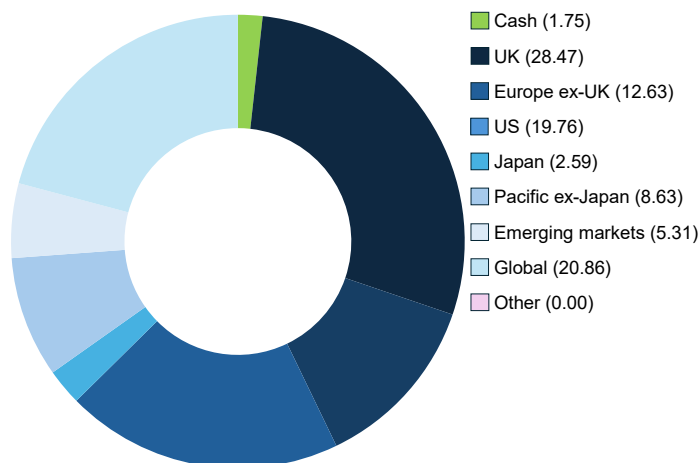
Portfolio breakdown *

UK fixed income
Schroder Strategic Credit
TwentyFour Dynamic Bond
Global fixed income
Pimco Global Low Duration Real Return (£-hedged)
Alternative
Man UK Absolute Value
UK equity
iShares FTSE 100
Fidelity Index UK
Man Income
Artemis UK Special Situations
US equity
iShares S&P 500 Equal Weight
iShares Core S&P 500
Europe ex-UK equity
iShares MSCI EMU
Lightman European
Japanese equity
Nippon Active Value
Pacific ex-Japan equity
Man Asia (ex Japan) Equity
Prusik Asian Equity Income
Emerging market equity
Redwheel Next Generation Emerging Markets Equity
Global equity
iShares Core MSCI World
ClearBridge Global Infrastructure Income
Polar Capital Global Technology
Commodity
iShares Physical Gold

Asset allocation (%)



Geographic allocation (%)



* excluding cash and cash equivalents

Please see overleaf for performance and other important information



BROMPTON

ASSET MANAGEMENT

EF Brompton Global Growth Fund (continued)

An EF Brompton Multi-Manager OEIC sub-fund

Investment policy

The Fund will typically invest a minimum of 80% of its net asset value in collective investment schemes, exchange traded funds, unregulated collective investment schemes, and may also include transferable securities (including investment trusts and similar instruments), money-market instruments, fixed income instruments, deposits and foreign exchange contracts.

It is expected that exposure to equity markets will typically range from a minimum of 40% to a maximum of 85% of the total Fund, with the aim of achieving the Fund's objective. However, investments will not be confined by industrial, economic or geographical sector.

The Fund may also hold, on a temporary basis, all or part of its assets in cash or other ancillary liquid assets.

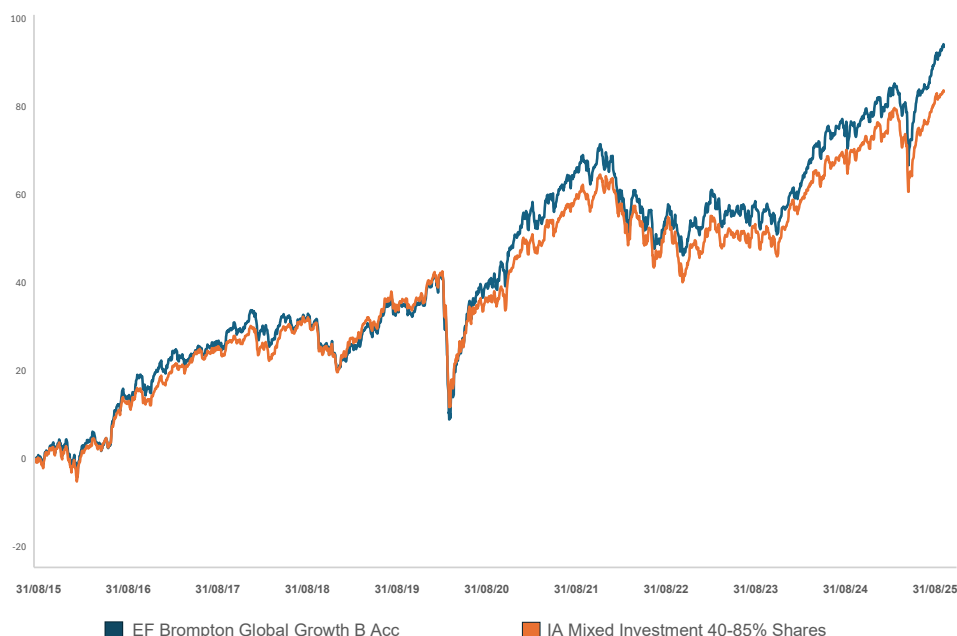
The Fund may utilise derivatives for the purposes of efficient portfolio management (typically hedging, including investing in hedged share classes, which attempts to mitigate against falls in the value of the Fund's assets and the effects of changes in currency exchange rates against the Fund's base currency, which is pounds sterling).

The Fund's benchmark is IA Mixed Investment 40-85% Shares. This represents a comparator benchmark because the Fund's performance can be compared to funds which also sit within this industry sector.

Performance

Percentage growth, 31 August 2015 to 31 August 2025

EF Brompton Global Growth B Acc v IA Mixed Investment 40-85% Shares



Source: LSEG Lipper, NAV-NAV, sterling, net income reinvested
Past performance is not an indicator of future performance

Discrete period performance (%)	Year to 31 Aug 2025	Year to 31 Aug 2024	Year to 31 Aug 2023	Year to 31 Aug 2022	Year to 31 Aug 2021	Year to 31 Aug 2020	Year to 31 Aug 2019
EF Brompton Global Growth B Acc	9.96	12.91	0.81	-7.78	19.19	4.54	1.89
IA Mixed Investment 40-85% Shares	7.83	12.54	0.43	-6.55	17.98	1.10	2.82
Quartile ranking	1	2	2	3	2	1	3

Cumulative performance (%) to 31 August 2025	1 month	3 months	1 year	3 years	5 years	10 years	Since launch
EF Brompton Global Growth B Acc	0.67	5.63	9.96	25.17	37.58	93.57	103.41
IA Mixed Investment 40-85% Shares	0.22	5.01	7.83	21.88	34.38	83.48	92.43
Quartile ranking	1	2	1	2	2	2	2

Source: LSEG Lipper, NAV-NAV, sterling, net income reinvested
1st quartile means the fund is ranked in the top 25% of funds in its sector

Important Information

For full details of the fund and its risks please refer to the prospectus or Key Investor Information and Supplementary Information Document, which can be found on the Brompton Asset Management website, www.bromptonam.com. The value of assets and income generated from them may fall as well as rise. Investors may not get a steady income flow and, on disposal, may not receive all their capital back.

Past performance is not an indicator of future performance.

Brompton is not authorised to give investment advice. Please obtain professional advice before making an investment decision. Issued by Brompton Asset Management Ltd, which is a limited company registered in England and Wales under registered number 06866020 and is authorised and regulated by the Financial Conduct Authority. Registered office: 1 Knightsbridge Green, London, SW1X 7QA. WAY Fund Managers Limited is the authorised corporate director (ACD) of the EF Brompton Multi-Manager Fund range and is authorised and regulated by the Financial Conduct Authority. Registered office: Cedar House, 3 Cedar Park, Cobham Road, Wimborne, Dorset, BH21 7SB.

For further information please visit our website at www.bromptonam.com



Dynamic Planner risk ratings are independently calculated by Distribution Technology, whose scale ranges from '1 – lowest risk' to '10 – highest risk'. Brompton Asset Management does not influence or control these ratings or the methodology used to assess risk. Brompton cannot, therefore, guarantee their accuracy or that these risk ratings will not change.