



# BROMPTON

## ASSET MANAGEMENT

31 May 2026



**Gill Lakin**  
Fund manager

### Investment objective

To achieve long-term capital growth

### Key facts

Fund size	<b>£21.9 million</b>
Launch date	<b>24 January 2014</b>
Launch price	<b>100p</b>
IA sector and benchmark	<b>Mixed Investment 40-85% Shares</b>
Base currency	<b>Sterling</b>
Valuation point	<b>Noon</b>
<b>B Shares (Retail)</b>	
Price at 31 May 2026	<b>232.53p</b>
Minimum investment	<b>£1,000</b>
Minimum top-up	<b>£500</b>
Minimum regular savings	<b>£100</b>
Investment management fee	<b>0.75%</b>
Initial charge	<b>2.00%</b>
Total expense ratio	<b>1.47%</b>
ACD admin charge	<b>0.25%</b>
Ex-dividend date	<b>1 August</b>
Income distribution date	<b>30 September</b>
Structure	<b>OEIC sub-fund</b>
Year end	<b>31 July</b>
B SEDOL code	<b>BG6LVX8</b>
B ISIN code	<b>GB00BG6LVX82</b>

### Fund manager's commentary

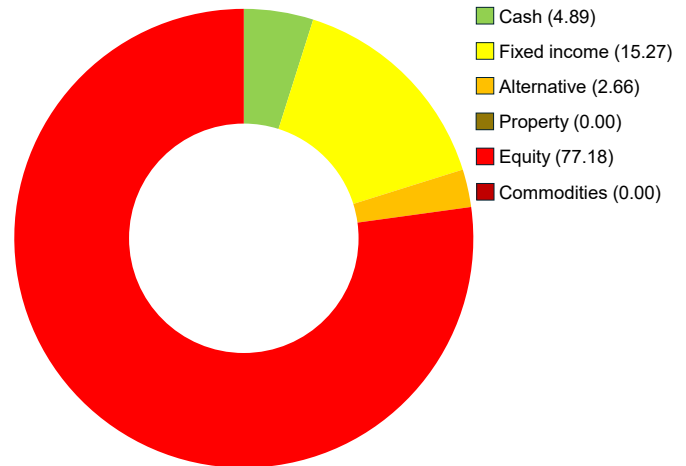
Global equities and bonds gained 6.06% and 1.15% respectively in sterling while oil fell 12.63% on hopes that the US and Iran would agree a 60-day ceasefire extension leading to a reopening of the Strait of Hormuz. Underlying price pressures remained, however, and US consumer sentiment weakened. US equities gained 6.11% in sterling supported by strong corporate earnings and optimism about artificial intelligence (AI) but the EF Brompton Global Growth Fund's holding in the iShares S&P 500 Equal Weight exchange-traded fund (ETF) rose only 3.47% due to its relatively low technology sector weighting. The iShares MSCI Global Semiconductors ETF was introduced because semiconductor companies should continue to benefit from AI capital spending. Equities in Asia excluding Japan and emerging markets, where the portfolio had overweight allocations, gained 12.16% and 10.59% respectively in sterling, with returns driven by a few large South Korean and Taiwanese companies. Man Asia (ex Japan) Equity outperformed, up 12.64%, but Chikara Indian Subcontinent fell 0.33%. Barings Korea was added to the portfolio. In the UK, where Labour's poor local election results may lead to a leadership challenge to the prime minister, equities returned only 0.95% but the portfolio's actively-managed investments outperformed, with Artemis UK Special Situations strongest, rising 3.84%. The portfolio's bond investments were relatively weak, with the sterling-hedged Pimco Global Low Duration Real Return holding and the iShares \$ Treasury Bond 0-1 Year ETF returning only 0.31% and 1.10% respectively. The EF Brompton Global Growth Fund rose 3.20% in May while the sector rose 3.76%.

Financial data source: LSEG Data & Analytics 31 May 2026 † B Acc shares

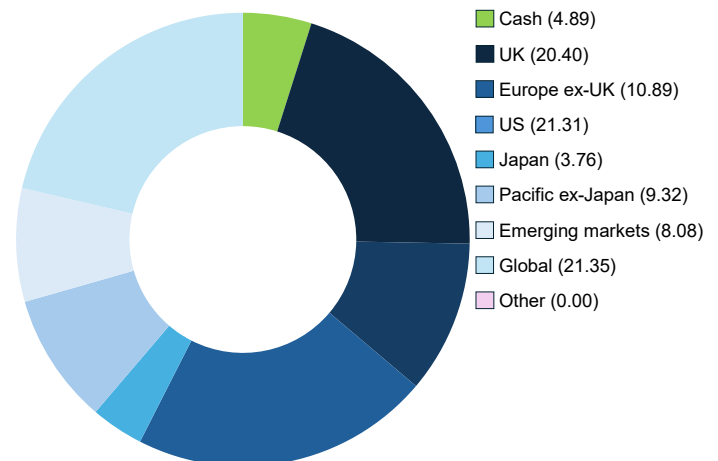
### Portfolio breakdown \*

- Global fixed income**  
Pimco Global Low Duration Real Return (£-hedged)  
iShares \$ Treasury Bond 0-1 Year
- Alternative**  
Trojan
- UK equity**  
Man Income  
Fidelity Index UK  
iShares FTSE 100  
Artemis UK Special Situations
- US equity**  
iShares S&P 500 Equal Weight  
iShares Core S&P 500
- Europe ex-UK equity**  
Jupiter European  
Lightman European
- Japanese equity**  
Nippon Active Value  
Man Japan CoreAlpha
- Pacific ex-Japan equity**  
Man Asia (ex Japan) Equity  
Prusik Asian Equity Income
- Emerging market equity**  
Redwheel Next Generation Emerging Markets Equity  
Pacific North of South EM Equity  
Income Opportunities  
Chikara Indian Subcontinent  
Barings Korea
- Global equity**  
ClearBridge Global  
Infrastructure Income  
iShares MSCI Global Semiconductors

### Asset allocation (%)



### Geographic allocation (%)



\* excluding cash and cash equivalents

Please see overleaf for performance and other important information



# BROMPTON

## ASSET MANAGEMENT

### EF Brompton Global Growth Fund (continued)

An EF Brompton Multi-Manager OEIC sub-fund

#### Investment policy

The Fund will typically invest a minimum of 80% of its net asset value in collective investment schemes, exchange traded funds, unregulated collective investment schemes, and may also include transferable securities (including investment trusts and similar instruments), money-market instruments, fixed income instruments, deposits and foreign exchange contracts.

It is expected that exposure to equity markets will typically range from a minimum of 40% to a maximum of 85% of the total Fund, with the aim of achieving the Fund's objective. However, investments will not be confined by industrial, economic or geographical sector.

The Fund may also hold, on a temporary basis, all or part of its assets in cash or other ancillary liquid assets.

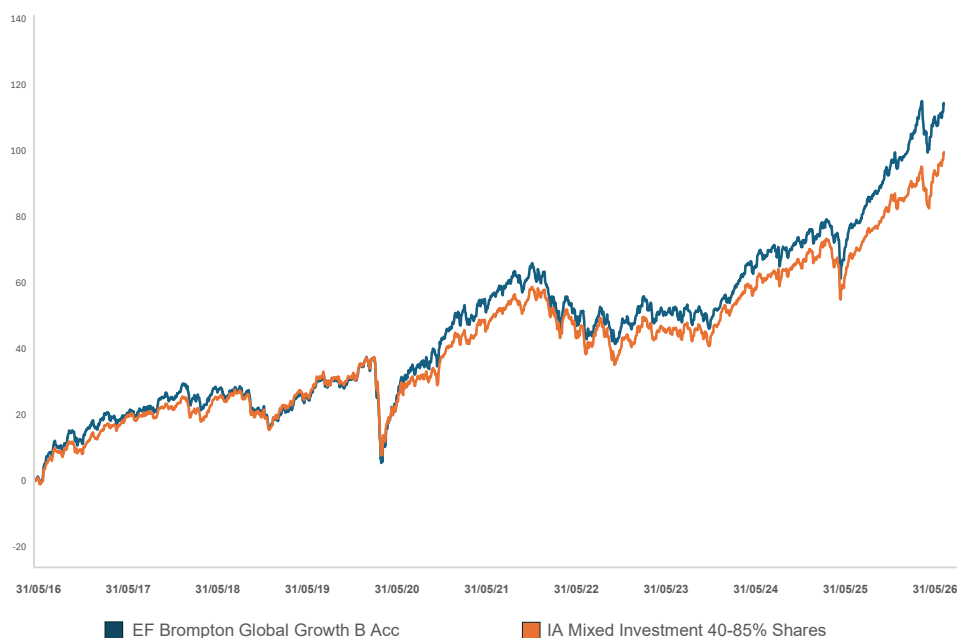
The Fund may utilise derivatives for the purposes of efficient portfolio management (typically hedging, including investing in hedged share classes, which attempts to mitigate against falls in the value of the Fund's assets and the effects of changes in currency exchange rates against the Fund's base currency, which is pounds sterling).

The Fund's benchmark is IA Mixed Investment 40-85% Shares. This represents a comparator benchmark because the Fund's performance can be compared to funds which also sit within this industry sector.

#### Performance

Percentage growth, 31 May 2016 to 31 May 2026

EF Brompton Global Growth B Acc v IA Mixed Investment 40-85% Shares



Source: LSEG Lipper, NAV-NAV, sterling, net income reinvested  
Past performance is not an indicator of future performance

Discrete period performance (%)	Year to 31 May 2026	Year to 31 May 2025	Year to 31 May 2024	Year to 31 May 2023	Year to 31 May 2022	Year to 31 May 2021	Year to 31 May 2020
EF Brompton Global Growth B Acc	20.75	6.18	10.49	-0.19	-2.23	20.43	3.18
IA Mixed Investment 40-85% Shares	18.43	5.29	10.60	-1.62	-0.86	17.21	1.07
Quartile ranking	2	2	3	2	3	1	2

Cumulative performance (%) to 31 May 2026	1 month	3 months	1 year	3 years	5 years	10 years	Since launch
EF Brompton Global Growth B Acc	3.20	-0.30	20.75	41.67	38.24	114.10	132.53
IA Mixed Investment 40-85% Shares	3.76	2.24	18.43	37.92	34.51	99.58	117.02
Quartile ranking	3	4	2	2	2	2	2

Source: LSEG Lipper, NAV-NAV, sterling, net income reinvested  
1st quartile means the fund is ranked in the top 25% of funds in its sector

For further information please visit our website at [www.bromptonam.com](http://www.bromptonam.com)

#### Important Information

For full details of the fund and its risks please refer to the prospectus or Key Investor Information and Supplementary Information Document, which can be found on the Brompton Asset Management website, [www.bromptonam.com](http://www.bromptonam.com). The value of assets and income generated from them may fall as well as rise. Investors may not get a steady income flow and, on disposal, may not receive all their capital back.

Past performance is not an indicator of future performance.

Brompton is not authorised to give investment advice. Please obtain professional advice before making an investment decision. Issued by Brompton Asset Management Ltd, which is a limited company registered in England and Wales under registered number 06866020 and is authorised and regulated by the Financial Conduct Authority. Registered office: 1 Knightsbridge Green, London, SW1X 7QA. WAY Fund Managers Limited is the authorised corporate director (ACD) of the EF Brompton Multi-Manager Fund range and is authorised and regulated by the Financial Conduct Authority. Registered office: Cedar House, 3 Cedar Park, Cobham Road, Wimborne, Dorset, BH21 7SB.



Dynamic Planner risk ratings are independently calculated by Distribution Technology, whose scale ranges from '1 – lowest risk' to '10 – highest risk'. Brompton Asset Management does not influence or control these ratings or the methodology used to assess risk. Brompton cannot, therefore, guarantee their accuracy or that these risk ratings will not change.