



BROMPTON

ASSET MANAGEMENT

30 April 2026



Gill Lakin
Fund manager

EF Brompton Global Income Fund

An EF Brompton Multi-Manager OEIC sub-fund

Fund manager's commentary

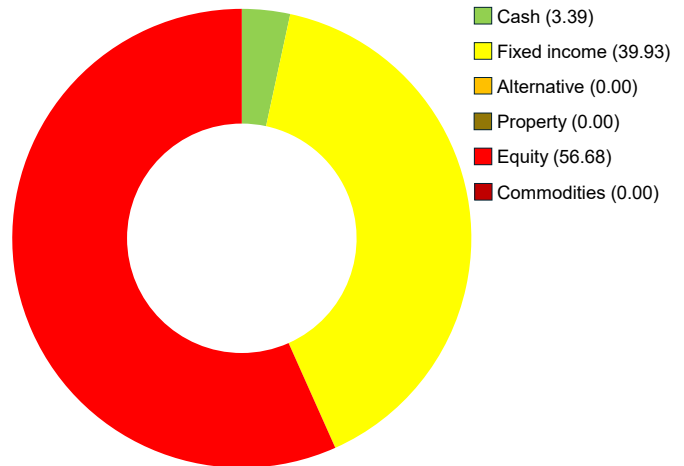
Global equities gained 6.96% in sterling on news of an Iran-US ceasefire and talks but bonds fell 1.75% as leading central banks left their official interest rates on hold amid speculation that rates may remain elevated because higher energy prices could increase inflation despite lowering economic growth. US stocks outperformed, up 7.23% in sterling, led higher by technology stocks, up 15.60% on strong demand for the beneficiaries of investment in artificial intelligence infrastructure. Within the EF Brompton Global Income Fund, the Xtrackers S&P 500 Equal Weight exchange-traded fund (ETF), lagged, however, up only 2.82% because of its relatively low technology weighting. Equities in Asia excluding Japan and emerging markets also outperformed, up 12.87% and 11.34% in sterling respectively, led higher by technology stocks including some of the world's leading semiconductor manufacturers. Within the portfolio, Schroder Oriental Income did best, up 11.98%, but JP Morgan Emerging Markets Income, Pacific North of South EM Equity Income Opportunities and Prusik Asian Equity Income gained only 8.20%, 6.82% and 3.85% respectively because of their relatively low technology allocations. Within the global bond allocation, the sterling-hedged Pimco Global Low Duration Real Return holding proved defensive in the face of higher energy prices, rising 1.13%, but the iShares Treasury Bond 0-1 Year ETF fell 2.65% as the dollar weakened 2.95% against sterling. Among UK bond holdings, TwentyFour Dynamic Bons did best, returning 1.31%. The EF Brompton Global Income Fund rose 2.64% in April while the sector rose 3.29%. At 30 April, the historic yield was 3.23%.

Financial data source: LSEG Data & Analytics 30 April 2026 † B Inc shares

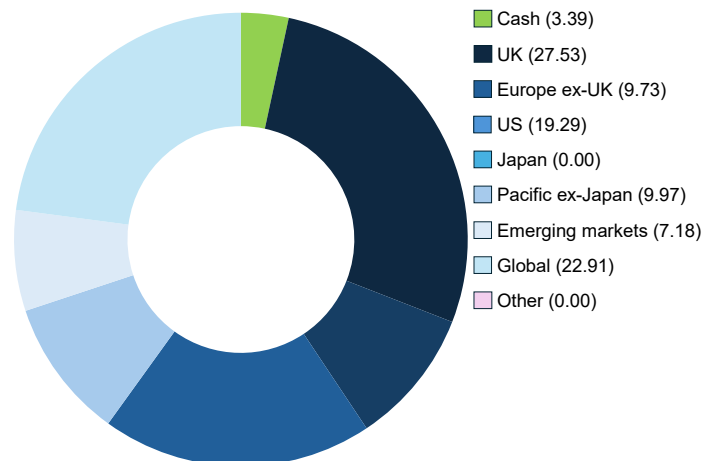
Portfolio breakdown *

- UK fixed income**
TwentyFour Dynamic Bond
Schroder Strategic Credit
- Global fixed income**
Pimco Global Low Duration Real Return (£-hedged)
iShares \$ Treasury Bond 7-10 Years
iShares \$ Treasury Bond 0-1 Year
- UK equity**
iShares Core FTSE 100
Artemis Income
Aberforth Geared Value & Income Man Income
- US equity**
Xtrackers S&P 500 Equal Weight
- Europe ex-UK equity**
Lightman European
Jupiter European
- Pacific ex-Japan equity**
Prusik Asian Equity Income
Schroder Oriental Income
- Emerging market equity**
JP Morgan Emerging Markets Income
Pacific North of South EM Equity Income Opportunities
- Global equity**
ClearBridge Global Infrastructure Income

Asset allocation (%)



Geographic allocation (%)



* excluding cash and cash equivalents

Investment objective

To achieve an income with potential for some capital growth by investing in markets in both the UK and overseas.

Key facts

Fund size	£11.1 million
IA sector and benchmark	Mixed Investment 20-60% Shares
Base currency	Sterling
Valuation point	Noon
Yield	3.23%††
B Shares (Retail)	
Launch date	9 November 2012
Launch price	100p
Price at 30 April 2026	142.93p
Minimum investment	£1,000
Minimum top-up	£500
Minimum regular savings	£100
Investment management fee	0.75%
Initial charge	2.00%
Total expense ratio	1.69%
ACD admin charge	0.25%
Ex-dividend date	1 Feb, 1 Aug
Income distribution date	31 Mar, 30 Sep
Structure	OEIC sub-fund
Year end	31 July
B SEDOL code	B7KZXR1
B ISIN code	GB00B7KZXR16

†† The historic yield on the B share class reflects distributions paid or declared over the past 12 months as a percentage of the share price at the date of this document. It does not include any initial charge and investors may be subject to tax on distributions.

All of the fund's expenses are charged to capital. This has had the effect of increasing the distributions paid on an annualised basis by approximately 0.90 percentage points on the B share class and reducing the capital performance by an equivalent amount.

Please see overleaf for performance and other important information





BROMPTON

ASSET MANAGEMENT

EF Brompton Global Income Fund (continued)

An EF Brompton Multi-Manager OEIC sub-fund

Investment policy

The Fund will typically invest a minimum of 80% of its net asset value in collective investment schemes, exchange traded funds and unregulated collective investment schemes.

The Fund may also invest in investment trusts (and similar instruments), other transferable securities, money-market instruments, fixed income instruments, deposits and foreign exchange contracts.

It is expected that exposure to equity markets will typically range from a minimum of 20% to a maximum of 60% of the total Fund, with the aim of achieving the Fund's objective. However, investments will not be confined by industrial, economic or geographical sector.

The Fund may also hold, on a temporary basis, all or part of its assets in cash or other ancillary liquid assets.

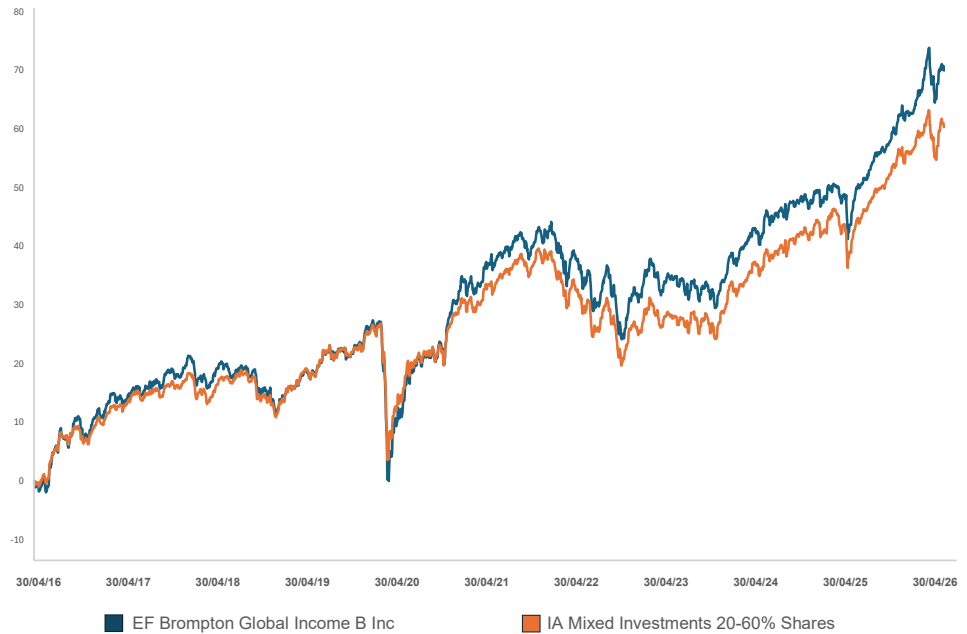
The Fund may utilise derivatives for the purposes of efficient portfolio management (typically hedging, including investing in hedged share classes, which attempts to mitigate against falls in the value of the Fund's assets and the effects of changes in currency exchange rates against the Fund's base currency, which is pounds sterling).

The Fund's benchmark is IA Mixed Investment 20-60% Shares. This represents a comparator benchmark because the Fund's performance can be compared to funds which also sit within this industry sector.

Performance

Percentage growth, 30 April 2016 to 30 April 2026

EF Brompton Global Income B Inc v IA Mixed Investment 20-60% Shares



Source: LSEG Lipper, NAV-NAV, sterling, net income reinvested
Past performance is not an indicator of future performance

Discrete period performance (%)	Year to 30 Apr 2026	Year to 30 Apr 2025	Year to 30 Apr 2024	Year to 30 Apr 2023	Year to 30 Apr 2022	Year to 30 Apr 2021	Year to 30 Apr 2020
EF Brompton Global Income B Inc	15.80	3.30	5.60	-1.63	-0.14	21.75	-5.33
IA Mixed Investments 20-60% Shares	13.00	4.02	6.42	-2.70	-1.27	16.23	-3.64
Quartile ranking	1	3	3	2	2	1	3

Cumulative performance (%) to 30 April 2026	1 month	3 months	1 year	3 years	5 years	10 years	Since launch
EF Brompton Global Income B Inc	2.64	2.00	15.80	26.32	24.09	69.99	118.06
IA Mixed Investments 20-60% Shares	3.29	0.78	13.00	25.09	20.16	60.33	92.56
Quartile ranking	4	1	1	2	2	2	1

Source: LSEG Lipper, NAV-NAV, sterling, net income reinvested
1st quartile means the fund is ranked in the top 25% of funds in its sector

For further information please visit our website at www.bromptonam.com

Important Information

For full details of the fund and its risks please refer to the prospectus or Key Investor Information and Supplementary Information Document, which can be found on the Brompton Asset Management website, www.bromptonam.com. The value of assets and income generated from them may fall as well as rise. Investors may not get a steady income flow and, on disposal, may not receive all their capital back.

Past performance is not an indicator of future performance.

Brompton is not authorised to give investment advice. Please obtain professional advice before making an investment decision. Issued by Brompton Asset Management Ltd, which is a limited company registered in England and Wales under registered number 06866020 and is authorised and regulated by the Financial Conduct Authority. Registered office: 1 Knightsbridge Green, London, SW1X 7QA. WAY Fund Managers Limited is the authorised corporate director (ACD) of the EF Brompton Multi-Manager Fund range and is authorised and regulated by the Financial Conduct Authority. Registered office: Cedar House, 3 Cedar Park, Cobham Road, Wimborne, Dorset, BH21 7SB.



Dynamic Planner risk ratings are independently calculated by Distribution Technology, whose scale ranges from '1 – lowest risk' to '10 – highest risk'. Brompton Asset Management does not influence or control these ratings or the methodology used to assess risk. Brompton cannot, therefore, guarantee their accuracy or that these risk ratings will not change.