



Gill Lakin
Fund manager

EF Brompton Global Income Fund

An EF Brompton Multi-Manager OEIC sub-fund

Investment objective

To achieve an income with potential for some capital growth by investing in markets in both the UK and overseas.

Key facts

Fund size	£8.8 million
IA sector and Benchmark	Mixed Investment 20-60% Shares
Base currency	Sterling
Valuation point	Noon
Yield	3.59%††

B Shares (Retail)

Launch date	9 November 2012
Launch price	100p
Price at 30/04/20	114.70p
Minimum investment	£1,000
Minimum top-up	£500
Minimum regular savings	£100
Investment management fee	0.75%
Initial charge	2%
Total expense ratio	1.71%

I Shares (Institutional)

Launch date	2 July 2012
Launch price	100p
Price at 30/04/20	114.78p
Minimum investment	£100,000
Minimum top-up	£10,000
Investment management fee	1%
Total expense ratio	1.96%

ACD admin charge	0.25%
Ex-dividend dates	1 Feb, 1 Aug
Income distribution dates	31 Mar, 30 Sep
Structure	OEIC sub-fund
Year end	31 July
B SEDOL code	B7KZXR1
B ISIN code	GB00B7KZXR16
I SEDOL code	B54WNN0
I ISIN code	GB00B54WNN09

†† The historic yield on the B share class reflects distributions paid or declared over the past 12 months as a percentage of the share price at the date of this document. It does not include any initial charge and investors may be subject to tax on distributions.

All of the fund's expenses are charged to capital. This has had the effect of increasing the distributions paid on an annualised basis by approximately 0.90 percentage points on the B share class and reducing the capital performance by an equivalent amount.

Fund manager's commentary

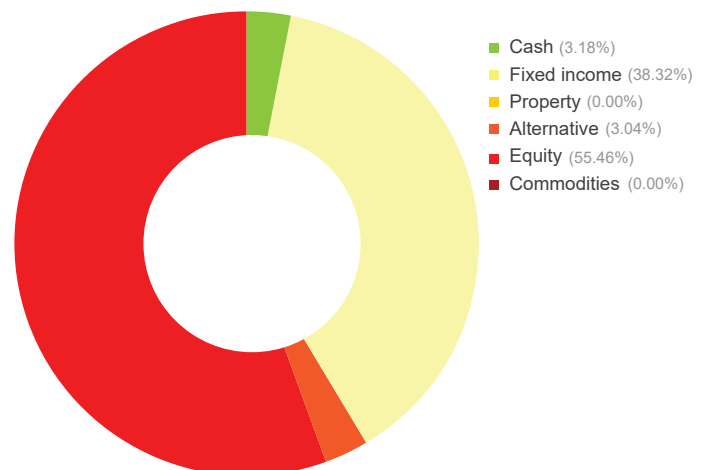
Risky assets rose as investors responded to Covid-19 policy responses from central banks and governments and signs that restrictions may ease in some countries. All but one EF Brompton Global Income Fund holdings posted gains. Global equities rose 8.88% in sterling. Among the global equity investments, BlackRock World Mining and Polar Capital Global Technology, outperformed, rising 17.04% and 13.52% respectively, but Newton Global Income and Legg Mason Global Infrastructure lagged, rising 6.92% and 7.09% respectively. All UK equity holdings outperformed the 3.36% rise in UK equities, with Majedie Investments doing best, up 22.99%. Japanese equities lagged, rising 3.56% in sterling, but JPMorgan Japan Smaller Companies and T Rowe Price Japanese Equity outperformed, gaining 13.08% and 9.99% respectively. In emerging markets, where equities rose 7.32% in sterling, JPMorgan Russian Securities outperformed, rising 12.05%. The portfolio's sole alternative holding, 3i Infrastructure, rose 5.05%. Sterling corporate and high-yield bonds and UK government bonds gained 6.29%, 4.63% and 3.15% respectively global bonds rose only 0.23% in sterling, with returns held back as the euro and dollar fell 1.87% and 1.70% respectively against the pound. Within the portfolio, TwentyFour Dynamic Bond and Royal London Short Duration Global High Yield Bond rose 3.53% and 3.32% respectively but the iShares \$ Treasury Bond 7-10 Years exchange-traded fund fell 1.15%. The EF Brompton Global Income Fund rose 7.08%† in April while the sector rose 5.78%. At 30 April, the historic yield was 3.59%††. Future income will be adversely affected by Covid-19-related dividend cuts.

Financial data source: Refinitiv 30 April 2020. † B Inc shares

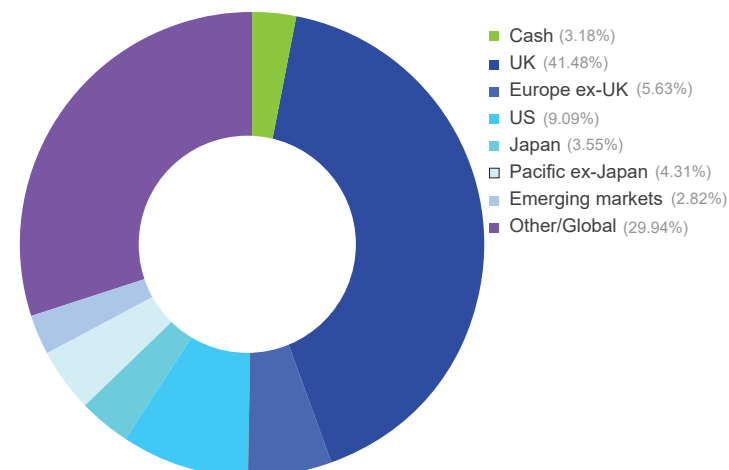
Portfolio breakdown *

- UK fixed income
 - Schroder Strategic Credit
 - Artemis Strategic Bond
 - Henderson Fixed Interest Monthly Income
- Global fixed income
 - Royal London Short Duration Global High Yield Bond
 - TwentyFour Dynamic Bond
 - New Capital Wealthy Nations Bond
 - iShares \$ Treasury Bond 7-10 Yrs
- Alternative
 - 3i Infrastructure
- UK equity
 - Majedie UK Income
 - Man GLG UK Income
 - Vanguard FTSE 250
 - SPDR FTSE UK All Share
 - Aberforth Split Level Income
 - Chelverton UK Equity Growth
 - Majedie Investments
- Europe ex-UK equity
 - BlackRock Continental European Income
- US equity
 - iShares Core S&P 500
- Japanese equity
 - T Rowe Price Japanese Equity
 - JP Morgan Japan Smaller Companies
- Pacific ex-Japan equity
 - Schroder Oriental Income
 - Schroder Asian Income Maximiser
- Emerging markets equity
 - JP Morgan Emerging Markets Income
 - JP Morgan Russian Securities
- Global equity
 - Newton Global Income
 - Legg Mason Global Infrastructure
 - Polar Capital Global Technology
 - BlackRock World Mining

Asset allocation



Geographic allocation



* excluding cash

Please see overleaf for performance and other important information



Investment policy

The Fund will typically invest a minimum of 80% of its net asset value in collective investment schemes, exchange traded funds and unregulated collective investment schemes.

The Fund may also invest in investment trusts (and similar instruments), other transferable securities, money-market instruments, fixed income instruments, deposits and foreign exchange contracts.

It is expected that exposure to equity markets will typically range from a minimum of 20% to a maximum of 60% of the total Fund, with the aim of achieving the Fund's objective. However, investments will not be confined by industrial, economic or geographical sector.

The Fund may also hold, on a temporary basis, all or part of its assets in cash or other ancillary liquid assets.

The Fund may utilise derivatives for the purposes of efficient portfolio management (typically hedging, including investing in hedged share classes, which attempts to mitigate against falls in the value of the Fund's assets and the effects of changes in currency exchange rates against the Fund's base currency, which is pounds sterling).

The Fund's benchmark is IA Mixed Investment 20-60% Shares. This represents a comparator benchmark because the Fund's performance can be compared to funds which also sit within this industry sector.

For further information please visit our website at www.bromptonam.com



Dynamic Planner risk ratings are independently calculated by Distribution Technology, whose scale ranges from '1 – lowest risk' to '10 – highest risk'. Brompton Asset Management does not influence or control these ratings or the methodology used to assess risk. Brompton cannot, therefore, guarantee their accuracy or that these risk ratings will not change.

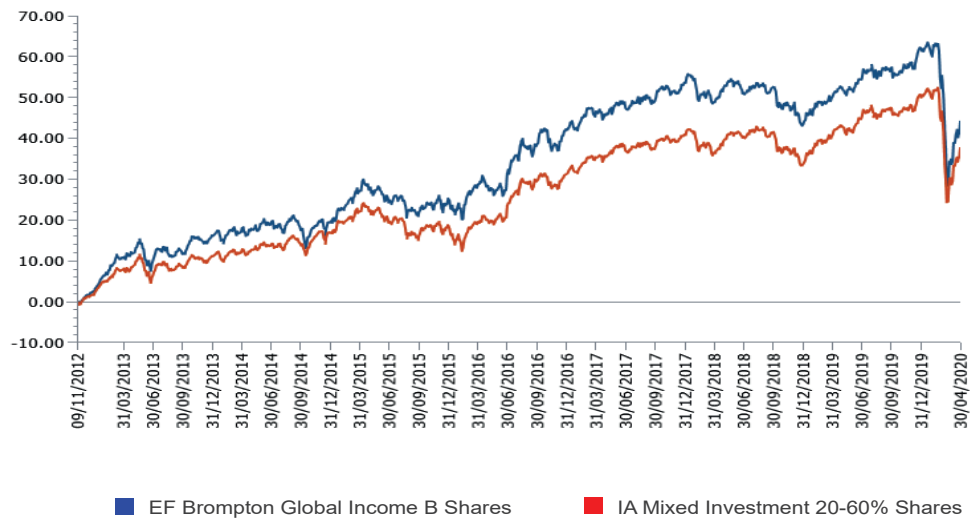
EF Brompton Global Income Fund (continued)

An EF Brompton Multi-Manager OEIC sub-fund

Performance

Percentage growth, 9 November 2012 to 30 April 2020

EF Brompton Global Income B Inc v IA Mixed Investment 20-60% Shares since launch



Source: Lipper, NAV-NAV, sterling, net income reinvested
Past performance is not an indicator of future performance

Discrete period performance (%)	Year to 30 Apr 2020	Year to 30 Apr 2019	Year to 30 Apr 2018	Year to 30 Apr 2017	Year to 30 Apr 2016
EF Brompton Global Income B Inc	-5.33	-0.04	4.70	13.56	0.76
IA Mixed Investment 20-60% Shares	-3.67	2.51	3.05	12.78	-1.76
Quartile ranking	3	4	1	2	1

Cumulative performance (%) to 30 April 2020	1 month	3 months	6 months	12 months	Since launch
EF Brompton Global Income B Inc	7.08	-10.19	-7.59	-5.33	44.33
IA Mixed Investment 20-60% Shares	5.78	-8.18	-5.90	-3.67	37.82
Quartile ranking	1	3	3	3	2

Source: Lipper, NAV-NAV, sterling, net income reinvested
1st quartile means the fund is ranked in the top 25% of funds in its sector

Important information

For full details of the fund and its risks please refer to the prospectus or Key Investor Information and Supplementary Information Document, which can be found on the Brompton Asset Management website, www.bromptonam.com. The value of assets and income generated from them may fall as well as rise. Investors may not get a steady income flow and, on disposal, may not receive all their capital back.

Past performance is not an indicator of future performance.

Brompton is not authorised to give investment advice. Please obtain professional advice before making an investment decision. Issued by Brompton Asset Management LLP, which is a limited liability partnership registered in England and Wales under registered number OC349309 and is authorised and regulated by the Financial Conduct Authority. Registered office: 1 Knightsbridge Green, London, SW1X 7QA. WAY Fund Managers Limited is the authorised corporate director (ACD) of the EF Brompton Multi-Manager Fund range and is authorised and regulated by the Financial Conduct Authority. Registered office: Cedar House, 3 Cedar Park, Cobham Road, Wimborne, Dorset BH21 7SB.