



# BROMPTON

## ASSET MANAGEMENT

30 April 2025



Gill Lakin  
Fund manager



Sean Standen

### Investment objective

The objective of the Fund is to provide long-term capital growth.

### Key facts

Fund size	£39.1 million
IA sector and benchmark	Mixed Investment 20-60% Shares
Base currency	Sterling
Valuation point	Noon
Launch date	9 December 1991
Structure	Unit trust
Year end	31 March
Distribution date	31 May
The fund is managed with a 0% target yield.	

### T Income Shares

Launch date	15 January 2013
Launch price	100p
Price at 30 April 2025	167.28p
Minimum investment	£10,000
Investment management fee	1.30%
Total expense ratio	1.90%
SEDOL code	B8BBGK9
ISIN code	GB00B8BBGK95
T class shares are only available to existing WAY Trustees Limited (WTL) IHT plan investors.	

### E Income & Accumulation Shares

Launch date	15 January 2013
Launch price	100p
E Inc price at 30 Apr 2025	173.63p
E Acc price at 30 Apr 2025	173.43p
Minimum investment	£10,000
Investment management fee	1.00%
Total expense ratio	1.60%
Inc SEDOL code	B972001
Inc ISIN code	GB00B9720012
Acc SEDOL code	B96WY44
Acc ISIN code	GB00B96WY448
E class shares are available for direct fund investment. For information, please ring the dealing line, 01202 855856.	

### C Income Shares

Launch date	1 November 2022
Launch price	100p
Price at 30 April 2025	114.25p
Minimum investment	£10,000
Investment management fee	0.65%
Total expense ratio	1.25%
SEDOL code	BQNKFJ2
ISIN code	GB00BQNKFJ23
C class shares are available for WTL investors paying trust fees directly to WTL.	

### WAY Global Balanced Portfolio

A unit trust managed by Brompton Asset Management

### Fund manager's commentary

Global equity markets fell 2.42% in sterling as the dollar declined 3.37% against the pound. Donald Trump backtracked, pausing implementation of tariffs above the 10% baseline for most countries but confirmed more punitive tariffs on Chinese imports. The US economy contracted at a 0.3% annual rate in the first quarter, according to the advance estimate. The US president's mercurial policy-making will deter corporate investment and hurt growth. US stocks fell 4.02% in sterling while equities in Asia excluding Japan and emerging markets fell 2.63% and 2.07% respectively. Within the WAY Global Balanced Portfolio, Man Asia (ex-Japan) Equity and Goldman Sachs Emerging Markets Equity fell 3.09% and 2.43% respectively but Redwheel Next Generation Emerging Markets Equity gained 0.34%. Equities in Europe excluding the UK and in the UK outperformed, up 1.55% and down 0.22% respectively. Among Europe ex-UK holdings, the iShares MSCI EMU exchange-traded fund (ETF) and Lightman European rose 1.93% and 0.69% respectively. Within the UK allocation, Artemis UK Special Situations rose 2.81% but the iShares FTSE 100 ETF fell 0.69%. Global bonds fell 0.53% in sterling, dragged down by dollar-weakness. Within the portfolio, Jupiter Dynamic Bond and the sterling-hedged Vanguard Global Aggregate Bond holding did the best, rising 1.13% and 0.93% respectively, but the iShares \$ Treasury Bond 1-3 Years ETF fell 2.59%. The iShares Gold Producers ETF rose 3.89% as central banks diversified their reserves from the dollar and US government bonds towards gold. The WAY Global Balanced Portfolio fell 1.03% in April while the sector fell 0.46%.

Financial data source: Refinitiv 30 April 2025 † E Acc shares

### Portfolio breakdown \*

<b>UK fixed income</b> TwentyFour Strategic Income Schroder Strategic Credit Jupiter Dynamic Bond
<b>Global fixed income</b> Fidelity Global Inflation-linked Bond (£-hedged) Vanguard Global Aggregate Bond (£-hedged) Vanguard \$ Treasury Bond iShares \$ Treasury Bond 1-3 Years Legal & General Global Inflation Linked Bond (£-hedged)
<b>Alternative</b> Man UK Absolute Value CT Real Estate Equity Market Neutral BlackRock European Absolute Alpha

**UK equity**  
iShares FTSE 100  
Artemis UK Special Situations

**US equity**  
iShares Core S&P 500  
iShares S&P 500 Equal Weight

**Europe ex-UK equity**  
Lightman European  
iShares MSCI EMU

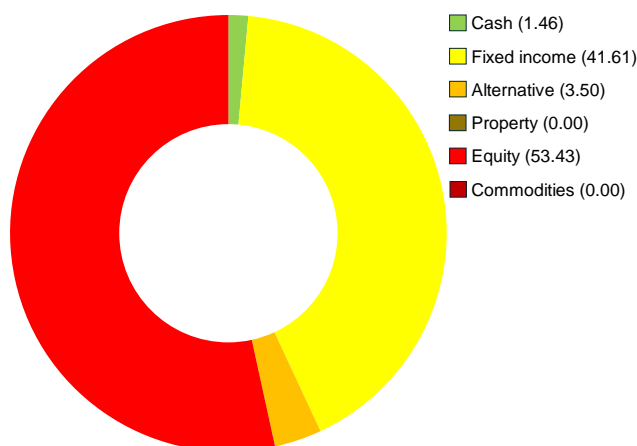
**Japanese equity**  
Comgest Growth Japan

**Pacific ex-Japan equity**  
Man Asia (ex Japan) Equity

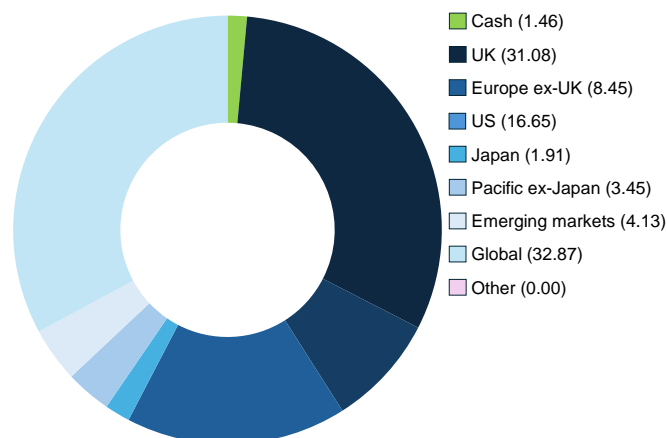
**Emerging market equity**  
Goldman Sachs Emerging Markets Equity  
Redwheel Next Generation Emerging Markets Equity

**Global equity**  
Dimensional Global Targeted Value  
First Sentier Global  
Listed Infrastructure  
Polar Capital Global Insurance  
iShares Core MSCI World  
iShares Gold Producers

### Asset allocation (%)



### Geographic allocation (%)



\*excluding cash and holdings of less than 0.25% of NAV

Please see overleaf for performance and other important information



# BROMPTON

## ASSET MANAGEMENT

### Investment objective & policy

The objective of the Fund is to provide long-term capital growth.

The Fund will seek to achieve its objective from an actively managed and diversified portfolio of collective investment schemes (including investment trusts) with exposure to cash, fixed interest securities, equity and equity-linked investments selected from various markets worldwide encompassing a variety of economic sectors. The Fund will typically invest between 20% and 60% of its portfolio in schemes which invest in equity securities.

The use of derivatives is not permitted but borrowing of up to 10% of the Fund's net asset value will be permitted on a temporary basis. The Fund may invest in hedged share classes of underlying funds.

Although the Fund will normally remain fully invested, the property of the Fund may consist of up to 10% cash or near cash where this may be reasonably regarded as necessary in order to enable the pursuit of the Fund's objective, the settlement of redemptions of units and the efficient management of the Fund in accordance with its objectives or other purposes which may be reasonably regarded as ancillary to the objectives of the Fund.

The Fund's benchmark is IA Mixed Investment 20-60% Shares. This represents a comparator benchmark because the Fund's performance can be compared to funds which also sit within this industry sector.

For further information including details of all share classes please visit our website at [www.bromptonam.com](http://www.bromptonam.com)

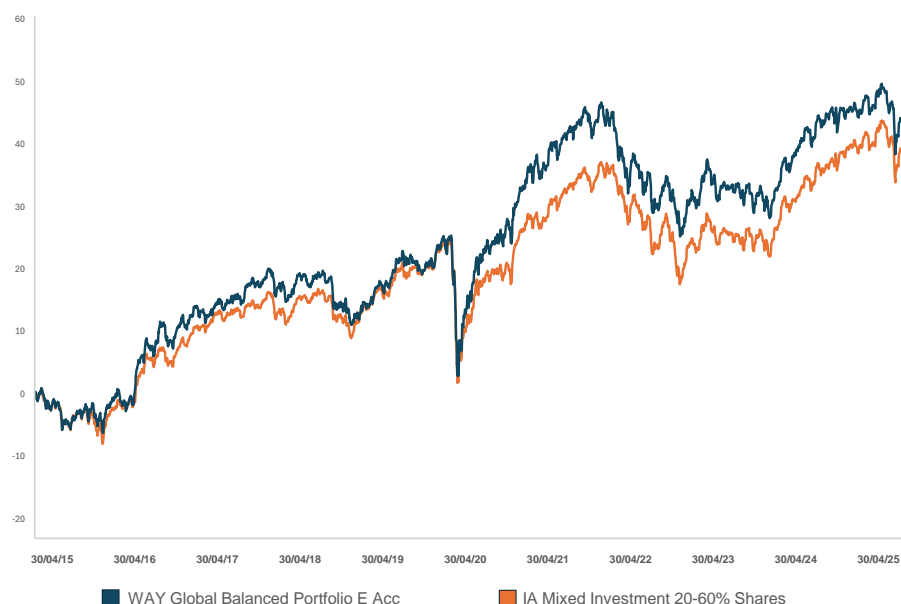
### WAY Global Balanced Portfolio (continued)

A unit trust managed by Brompton Asset Management

### Performance†

Percentage growth, 30 April 2015 to 30 April 2025

WAY Global Balanced Portfolio E Acc\* v IA Mixed Investment 20-60% Shares



Source: LSEG Lipper, NAV-NAV, sterling, net income reinvested  
Past performance is not an indicator of future performance

Discrete period performance (%)	Year to 30 Apr 2025	Year to 30 Apr 2024	Year to 30 Apr 2023	Year to 30 Apr 2022	Year to 30 Apr 2021	Year to 30 Apr 2020	Year to 30 Apr 2019
WAY Global Balanced Portfolio E Acc	2.17	6.25	-1.99	-3.39	21.51	-2.02	0.63
IA Mixed Investment 20-60% Shares	4.01	6.42	-2.70	-1.27	16.23	-3.64	2.51
Quartile ranking	4	3	2	4	1	2	4

Cumulative performance (%) to 30 April 2025	1 month	3 months	1 year	3 years	5 years	10 years	Since launch
WAY Global Balanced Portfolio E Acc	-1.03	-3.10	2.17	6.40	24.90	44.26	55.18
IA Mixed Investment 20-60% Shares	-0.46	-2.61	4.01	7.70	23.59	39.38	54.49
Quartile ranking	4	3	4	3	3	2	2

\*Source: LSEG Lipper, NAV-NAV, sterling. The E Accumulation share class launched on 15 January 2013. Performance history prior to that date is that of the A Acc share class. The backdated performance is based upon the actual returns of the A Acc share class with no alteration for differing fee levels between these share classes. † Brompton took over management of the fund on 20 December 2013.

Past performance is not an indicator of future performance.

### Important Information

For full details of the fund and its risks please refer to the prospectus or Key Investor Information and Supplementary Information Document, which can be found on the Brompton Asset Management website, [www.bromptonam.com](http://www.bromptonam.com). The value of assets and income generated from them may fall as well as rise. Investors are unlikely to receive income and, on disposal, may not receive all their capital back. Past performance is not an indicator of future performance.

Brompton is not authorised to give investment advice. Please obtain professional advice before making an investment decision. Issued by Brompton Asset Management Ltd, which is a limited company registered in England and Wales under registered number 06866020 and is authorised and regulated by the Financial Conduct Authority, firm reference number 942254. Registered office: 1 Knightsbridge Green, London, SW1X 7QA. WAY Fund Managers Limited is the unit trust manager (UTM) of the Fund and is authorised and regulated by the Financial Conduct Authority. Registered office: Cedar House, 3 Cedar Park, Cobham Road, Wimborne, Dorset, BH21 7SB.