BROMPTON ASSET MANAGEMENT

28 February 2026

David Hedderwick
Fund manager



Emily Lam
Assistant fund manager

Investment objective

The objective of the Fund is to provide long-term capital growth.

Key facts

Fund size	**£46.6 million**
IA sector and benchmark	**Mixed Investment 20-60% Shares**
Base currency	**Sterling**
Valuation point	**Noon**
Launch date	**9 December 1991**
Structure	**Unit trust**
Year end	**31 March**
Distribution date	**31 May**

The fund is managed with a 0% target yield.

T Income Shares

Launch date	**15 January 2013**
Launch price	**100p**
Price at 28 February 2026	**196.82p**
Minimum investment	**£10,000**
Investment management fee	**1.30%**
Total expense ratio	**1.92%**
SEDOL code	**B8BBGK9**
ISIN code	**GB00B8BBGK95**

T class shares are only available to existing WAY Trustees Limited (WTL) IHT plan investors.

E Income & Accumulation Shares

Launch date	**15 January 2013**
Launch price	**100p**
E Inc price at 28 Feb 2026	**204.80p**
E Acc price at 28 Feb 2026	**204.57p**
Minimum investment	**£10,000**
Investment management fee	**1.00%**
Total expense ratio	**1.62%**
Inc SEDOL code	**B972001**
Inc ISIN code	**GB00B9720012**
Acc SEDOL code	**B96WY44**
Acc ISIN code	**GB00B96WY448**

E class shares are available for direct fund investment. For information, please ring the dealing line, 01202 855856.

C Income Shares

Launch date	**1 November 2022**
Launch price	**100p**
Price at 28 February 2026	**135.16p**
Minimum investment	**£10,000**
Investment management fee	**0.65%**
Total expense ratio	**1.27%**
SEDOL code	**BQNKFJ2**
ISIN code	**GB00BQNKFJ23**

C class shares are available for WTL investors paying trust fees directly to WTL.

WAY Global Balanced Portfolio

A unit trust managed by Brompton Asset Management

Fund manager's commentary

Global equities and bonds rose 3.41% and 3.21% respectively in sterling. Donald Trump imposed a 15% global tariff following the US Supreme Court's ruling against his earlier tariffs. US and UK inflation was lower than expected. US equities lagged, rising 1.29% in sterling, dragged down by technology stocks, which fell 2.99% amid fears about the scale of artificial intelligence capital spending. Within the WAY Global Balanced Portfolio, HSBC S&P 500 Equal Weight Equity Fund outperformed, up 5.18% thanks to its underweight exposure to technology stocks. UK equities rose 6.60%, fuelled by strength among resources stocks, but smaller companies rose only 1.49%. Within the portfolio, Artemis UK Special Situations gained only 1.98%, held back by its bias towards smaller companies. Equities in Asia excluding Japan and emerging markets rose 8.08% and 7.69% in sterling respectively and the portfolio benefitted from its overweight allocation. Holdings were trimmed following strong performance. Japanese equities rose 11.41% in sterling following the election victory of the prime minister, Sanae Takaichi, who promised fiscal stimulus. Man Japan CoreAlpha, a value-oriented investment, was meaningfully increased. Within the bond allocation, the iShares $ Treasury Bond 1-3 Years exchange-traded fund (ETF) returned 2.62% as the dollar strengthened but the sterling-hedged iShares $ TIPS 0-5 Years ETF holding rose only 0.36%. The iShares Gold Producers ETF gained 22.07% as geopolitical tensions rose and tensions increased further after the month end when the US and Israel attacked Iran. The WAY Global Balanced Portfolio rose 3.63% in February while the sector rose 2.60%.

Financial data source: Refinitiv 28 February 2026 † E Acc shares

Portfolio breakdown *

UK fixed income
TwentyFour Strategic Income
Aegon Strategic Global Bond (£-hedged)

Global fixed income
iShares $ Treasury Bond 1-3 Years
iShares $ TIPS 0-5 Years (£-hedged)
Royal London Short Duration Global Index Linked (£-hedged)
Xtrackers US Treasuries
Pimco Global Low Duration Real Return (£-hedged)
Legal & General Global Inflation Linked Bond (£-hedged)

Alternative
Man UK Absolute Value
CT Real Estate Equity Market Neutral
BlackRock European Absolute Alpha

UK equity
iShares FTSE 100
Artemis UK Special Situations

US equity
HSBC S&P 500 Equal Weight Equity
Xtrackers S&P 500

Europe ex-UK equity
iShares MSCI EMU
Lightman European
iShares Edge MSCI Europe Value

Japanese equity
Lazard Japanese Strategic Equity
Man Japan CoreAlpha

Pacific ex-Japan equity
Man Asia (ex Japan) Equity
Baillie Gifford Pacific

Emerging market equity
Baillie Gifford Emerging Markets Growth

Global equity
First Sentier Global Listed Infrastructure
iShares Gold Producers

Asset allocation (%)

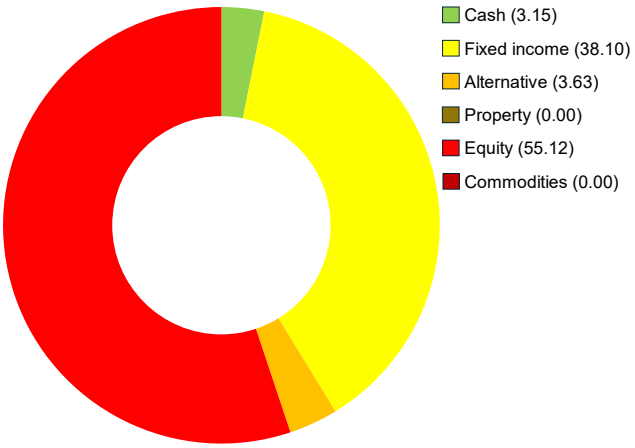

Geographic allocation (%)

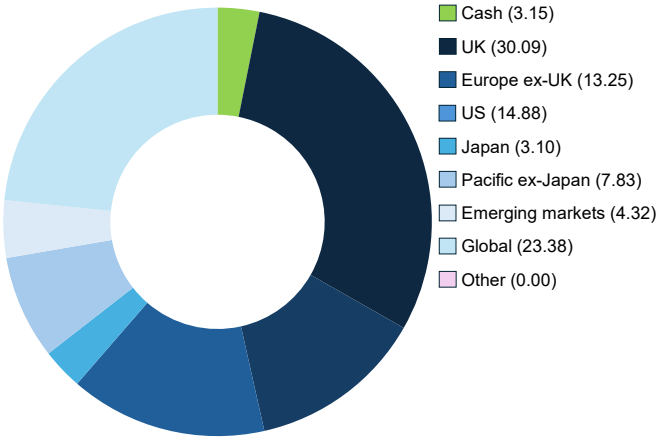

*excluding cash and holdings of less than 0.25% of NAV

Please see overleaf for performance and other important information

BROMPTON
ASSET MANAGEMENT

Investment objective & policy

The objective of the Fund is to provide long-term capital growth.

The Fund will seek to achieve its objective from an actively managed and diversified portfolio of collective investment schemes (including investment trusts) with exposure to cash, fixed interest securities, equity and equity-linked investments selected from various markets worldwide encompassing a variety of economic sectors. The Fund will typically invest between 20% and 60% of its portfolio in schemes which invest in equity securities.

The use of derivatives is not permitted but borrowing of up to 10% of the Fund's net asset value will be permitted on a temporary basis. The Fund may invest in hedged share classes of underlying funds.

Although the Fund will normally remain fully invested, the property of the Fund may consist of up to 10% cash or near cash where this may be reasonably regarded as necessary in order to enable the pursuit of the Fund's objective, the settlement of redemptions of units and the efficient management of the Fund in accordance with its objectives or other purposes which may be reasonably regarded as ancillary to the objectives of the Fund.

The Fund's benchmark is IA Mixed Investment 20-60% Shares. This represents a comparator benchmark because the Fund's performance can be compared to funds which also sit within this industry sector.

For further information including details of all share classes please visit our website at www.bromptonam.com

WAY Global Balanced Portfolio (continued)

A unit trust managed by Brompton Asset Management

Performance†

Percentage growth, 28 February 2016 to 28 February 2026

WAY Global Balanced Portfolio E Acc* v IA Mixed Investment 20-60% Shares

Source: LSEG Lipper, NAV-NAV, sterling, net income reinvested
Past performance is not an indicator of future performance

Discrete period performance (%)	Year to 28 Feb 2026	Year to 28 Feb 2025	Year to 29 Feb 2024	Year to 28 Feb 2023	Year to 28 Feb 2022	Year to 28 Feb 2021	Year to 29 Feb 2020
WAY Global Balanced Portfolio E Acc	14.64	6.42	4.27	-1.45	0.27	13.20	5.13
IA Mixed Investment 20-60% Shares	12.31	8.31	4.67	-3.10	2.66	6.63	4.61
Quartile ranking	1	4	3	2	4	1	2

Cumulative performance (%) to 28 February 2026	1 month	3 months	1 year	3 years	5 years	10 years	Since launch
WAY Global Balanced Portfolio E Acc	3.63	6.41	14.64	27.22	25.72	74.00	83.04
IA Mixed Investment 20-60% Shares	2.60	4.51	12.31	27.33	26.67	67.43	77.69
Quartile ranking	1	1	1	3	3	2	2

*Source: LSEG Lipper, NAV-NAV, sterling. The E Accumulation share class launched on 15 January 2013. Performance history prior to that date is that of the A Acc share class. The backdated performance is based upon the actual returns of the A Acc share class with no alteration for differing fee levels between these share classes. † Brompton took over management of the fund on 20 December 2013.

Past performance is not an indicator of future performance.

Important Information

For full details of the fund and its risks please refer to the prospectus or Key Investor Information and Supplementary Information Document, which can be found on the Brompton Asset Management website, www.bromptonam.com. The value of assets and income generated from them may fall as well as rise. Investors are unlikely to receive income and, on disposal, may not receive all their capital back. Past performance is not an indicator of future performance.

Brompton is not authorised to give investment advice. Please obtain professional advice before making an investment decision. Issued by Brompton Asset Management Ltd, which is a limited company registered in England and Wales under registered number 06866020 and is authorised and regulated by the Financial Conduct Authority, firm reference number 942254. Registered office: 1 Knightsbridge Green, London, SW1X 7QA. WAY Fund Managers Limited is the unit trust manager (UTM) of the Fund and is authorised and regulated by the Financial Conduct Authority. Registered office: Cedar House, 3 Cedar Park, Cobham Road, Wimborne, Dorset, BH21 7SB.