



BROMPTON

ASSET MANAGEMENT

31 January 2026



Gill Lakin
Fund manager



Sean Standen

Investment objective

The objective of the Fund is to provide capital growth, net of all fees, over the longer term (5 years), by utilising a cautious approach to investing. Capital invested in the Fund is at risk and there is no guarantee that the investment objective will be met.

Key facts

Fund size	£37.5 million
IA sector and benchmark	Mixed Investment 0-35% Shares
Base currency	Sterling
Valuation point	Noon
Launch date	5 February 2005
Structure	OEIC
Year end	31 March
Distribution date	31 May
The fund is managed with a 0% target yield.	

T Income Shares

Launch date	15 January 2013
Launch price	100p
Price at 31 January 2026	147.09p
Minimum investment	£50,000
Investment management fee	1.30%
Total expense ratio	2.04%
SEDOL code	B99NHW3
ISIN code	GB00B99NHW38

T class shares are only available to existing WAY Trustees Limited (WTL) IHT plan investors.

E Income & Accumulation Shares

Launch date	15 January 2013
Launch price	100p
E Inc price at 31 Jan 2026	153.39p
E Acc price at 31 Jan 2026	153.54p
Minimum investment	£5,000
Investment management fee	1.00%
Total expense ratio	1.74%
Inc SEDOL code	B96XS01
Inc ISIN code	GB00B96XS018
Acc SEDOL code	B971ZJ2
Acc ISIN code	GB00B971ZJ29

E class shares are available for direct fund investment. For information, please ring the dealing line, 01202 855856.

C Income Shares

Launch date	1 November 2022
Launch price	100p
Price at 31 January 2026	124.60p
Minimum investment	£10,000
Investment management fee	0.65%
Total expense ratio	1.39%
SEDOL code	BQNKFF8
ISIN code	GB00BQNKFF84

C class shares are available for WTL investors paying trust fees directly to WTL.

WAY Global Cautious Portfolio

An OEIC managed by Brompton Asset Management

Fund manager's commentary

Global equities rose 0.94% in sterling while bonds fell 1.07%. The dollar fell 1.98% against the pound while gold rose 6.66% in sterling in response to geopolitical uncertainties as US forces kidnapped Venezuela's president, Nicolas Maduro, and US government lawyers opened a criminal investigation into Jerome Powell, the Federal Reserve chairman, over Fed building costs. The iShares Physical Gold exchange-traded commodity was the WAY Global Cautious Portfolio's best performer, up 13.34% in sterling. The portfolio also benefitted from its relatively high allocation to equities in emerging markets and Asia excluding Japan, which rose 6.70% and 6.06% respectively in sterling, buoyed by dollar weakness. Within the portfolio, Baillie Gifford Emerging Markets Growth, outperformed, rising 11.40%, but Man Asia (ex-Japan) Equity lagged, gaining only 4.80%. UK equities outperformed, gained 3.25%, while equities in Europe excluding the UK gained 2.19% in sterling. Among Europe ex UK holdings, the iShares Edge MSCI Europe Value exchange-traded fund outperformed, rising 3.56%. US stocks lagged, falling 0.56% in sterling, led lower by technology stocks, down 2.06%, but HSBC S&P 500 Equal Weight Equity outperformed, rising 0.09%, shielded by its relatively low technology sector weighting. Among the portfolio's global bond holdings, Fidelity Index Global Government Bond fell 0.16% but the sterling-hedged holdings in Legal & General Global Inflation Linked Bond and Royal London Short Duration Global Index Linked gained 0.76% and 0.64% respectively. Among UK bond holdings, Jupiter Dynamic Bond did best, up 1.81%. The WAY Global Cautious Portfolio rose 1.57% in January while the sector rose 0.96%.

Financial data source: Refinitiv 31 January 2026 † E Acc shares

Portfolio breakdown *

UK fixed income
TwentyFour Strategic Income
Aegon Strategic Global Bond (£-hedged)
Jupiter Dynamic Bond

Global fixed income
Fidelity Index Global Government Bond
iShares \$ TIPS 0-5 Years (£-hedged)
iShares \$ Treasury Bond 1-3 Years
Royal London Short Duration Global Index Linked (£-hedged)
Pimco Global Low Duration Real Return (£-hedged)
Legal & General Global Inflation Linked Bond (£-hedged)

Alternative
BlackRock European Absolute Alpha
CT Real Estate Equity Market Neutral
Man UK Absolute Value
Trojan
EEA Life Settlements

UK equity
Artemis UK Special Situations
Fidelity Index UK

US equity
HSBC S&P 500 Equal Weight Equity

Europe ex-UK equity
iShares MSCI EMU
Lightman European
iShares Edge MSCI Europe Value

Japanese equity
Lazard Japanese Strategic Equity

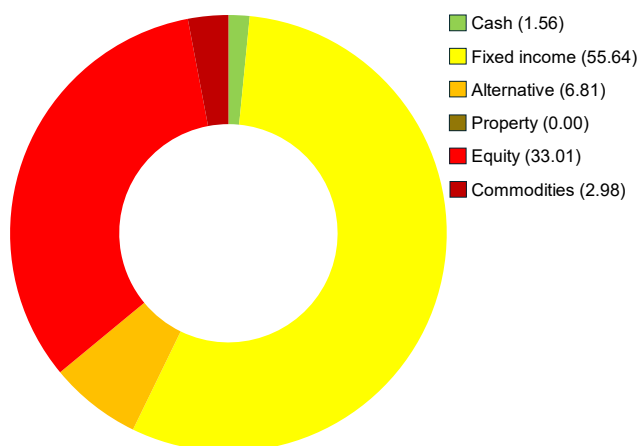
Pacific ex-Japan equity
Man Asia (ex Japan) Equity

Emerging market equity
Baillie Gifford Emerging Markets Growth

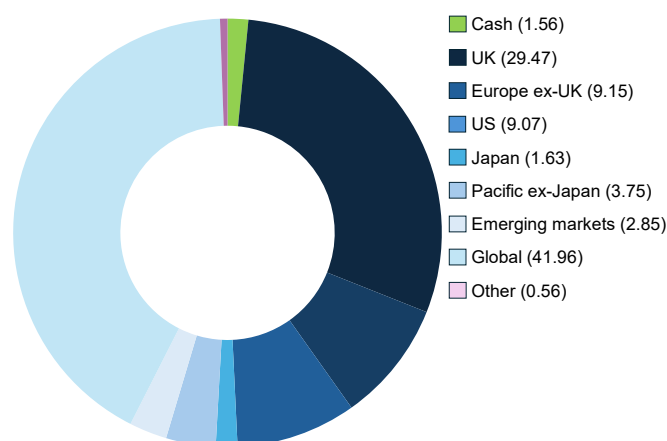
Global equity
First Sentier Global
Listed Infrastructure
Polar Capital Global Insurance

Commodity
iShares Physical Gold

Asset allocation (%)

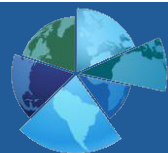


Geographic allocation (%)



*excluding cash and holdings of less than 0.25% of NAV

Please see overleaf for performance and other important information



BROMPTON

ASSET MANAGEMENT

Investment objective & policy

The objective of the Fund is to provide capital growth, net of all fees, over the longer term (5 years), by utilising a cautious approach to investing. Capital invested in the Fund is at risk and there is no guarantee that the investment objective will be met.

The Fund will seek to achieve its objective through conservative investment in an actively managed and diversified portfolio of collective investment schemes, investment trusts, other listed securities, cash or near cash, deposits and money market instruments. The Fund will typically invest up to 35% of its portfolio in equity securities. The Fund may invest up to 20% in unregulated collective investment schemes.

There will be no restrictions on the underlying content of the investments held, in terms of investment type, geographical or economic sector.

Derivatives will not be used. Currency hedging transactions, including investing in hedged share classes, may be used where appropriate, in order to mitigate against the effects of changes in currency exchange rates against the Fund's base currency which is pounds sterling. Borrowing of up to 10% of the Fund's net asset value will be permitted.

The Fund's benchmark is IA Mixed Investment 0-35% Shares. This represents a comparator benchmark because the Fund's performance can be compared to funds which also sit within this industry sector.

For further information including details of all share classes please visit our website at www.bromptonam.com

WAY Global Cautious Portfolio (continued)

An OEIC managed by Brompton Asset Management

Performance†

Percentage growth, 31 January 2016 to 31 January 2026

WAY Global Cautious Portfolio E Acc* v IA Mixed Investment 0-35% Shares



Source: LSEG Lipper, NAV-NAV, sterling, net income reinvested
Past performance is not an indicator of future performance

Discrete period performance	Year to 31 Jan 2026	Year to 31 Jan 2025	Year to 31 Jan 2024	Year to 31 Jan 2023	Year to 31 Jan 2022	Year to 31 Jan 2021	Year to 31 Jan 2020
WAY Global Cautious Portfolio E Acc	8.03	6.70	2.26	-2.36	1.50	5.87	6.77
IA Mixed Investment 0-35% Shares	7.14	6.84	2.70	-6.14	0.73	2.61	7.65
Quartile ranking	2	3	3	1	2	1	4

Cumulative performance (%) to 31 January 2026	1 month	3 months	1 year	3 years	5 years	10 years	Since launch
WAY Global Cautious Portfolio E Acc	1.57	2.13	8.03	17.87	16.81	46.44	48.28
IA Mixed Investment 0-35% Shares	0.96	1.17	7.14	17.56	11.14	39.53	47.00
Quartile ranking	1	1	2	3	2	2	2

*Source: LSEG Lipper, NAV-NAV, sterling. The E Accumulation share class launched on 15 January 2013. Performance history prior to that date is that of the B Acc share class. The backdated performance is based upon the actual returns of the B Acc share class with no alteration for differing fee levels between these share classes. † Brompton took over management of the fund on 20 December 2013.

Past performance is not an indicator of future performance.

Important Information

For full details of the fund and its risks please refer to the prospectus or Key Investor Information and Supplementary Information Document, which can be found on the Brompton Asset Management website, www.bromptonam.com. The value of assets and income generated from them may fall as well as rise. Investors are unlikely to receive income and, on disposal, may not receive all their capital back. Past performance is not an indicator of future performance.

Brompton is not authorised to give investment advice. Please obtain professional advice before making an investment decision. Issued by Brompton Asset Management Ltd, which is a limited company registered in England and Wales under registered number 06866020 and is authorised and regulated by the Financial Conduct Authority, firm reference number 942254. Registered office: 1 Knightsbridge Green, London, SW1X 7QA. WAY Fund Managers Limited is the authorised corporate director (ACD) of the Fund and is authorised and regulated by the Financial Conduct Authority. Registered office: Cedar House, 3 Cedar Park, Cobham Road, Wimborne, Dorset, BH21 7SB.