



Gill Lakin
Fund manager



Sean Standen

WAY Flexible Global Growth Portfolio

A unit trust managed by
Brompton Asset Management

Investment objective

The objective of the Fund is to provide maximum capital growth.

Key facts

Fund size	£42.8 million
IA sector	Flexible Investment
Base currency	Sterling
Valuation point	Noon
Launch date	9 December 1991

The fund is managed with a 0% target yield.

T Income Shares

Launch date	15 January 2013
Launch price	100p
Price at 31/10/20	172.16p
Minimum investment	£10,000
Minimum regular savings	N/A
Investment management fee	1.30%
Initial charge	2%
Total expense ratio	2.03%
Year end	31 March
Distribution date	31 May
Structure	Unit trust
SEDOL code	B99K1J9
ISIN code	GB00B99K1J99

T class shares are for use within the WAY IHT plans.

E Income & Accumulation Shares

Launch date	15 January 2013
Launch price	100p
E Inc price at 31/10/20	176.58p
E Acc price at 31/10/20	177.17p
Minimum investment	£10,000
Minimum regular savings	£100
Investment management fee	1.00%
Initial charge	2%
Total expense ratio	1.73%
Year end	31 March
Distribution date	31 May
Structure	Unit trust
Inc SEDOL code	B970YR0
Inc ISIN code	GB00B970YR05
Acc SEDOL code	B96VT46
Acc ISIN code	GB00B96VT465

E class shares are available for direct fund investment. For information, please ring the dealing line, 01202 855856.

Fund manager's commentary

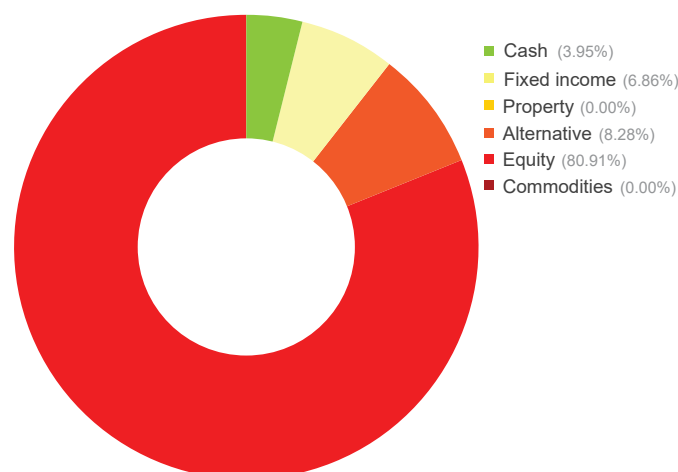
Global equities fell 2.42% in sterling as rising Covid-19 infections caused lockdowns in France, Germany and the UK. Equities in Europe excluding the UK underperformed, down 5.79% in sterling. Within the WAY Flexible Global Growth Portfolio, Fidelity Germany did worst, down 10.90%, underperforming the German market's 10.05% fall in sterling. BlackRock European Dynamic was, however, more resilient, down 1.62%. In early November, the European Central Bank left policy unchanged but the Bank of England announced £150 billion of further quantitative easing and the government extended the furlough scheme. The portfolio's significant UK equity holdings proved resilient as UK equities fell 5.06%. Majedie UK Focus was the weakest actively-managed fund, down 3.94%, but Chelverton UK Equity Growth rose 1.21%, exceeding the 0.42% gain by smaller companies. Equities in Asia excluding Japan and emerging markets outperformed, up 2.79% and 2.06% respectively in sterling, and Chinese stocks, up 5.27%, did even better. Baillie Gifford Pacific and Goldman Sachs Emerging Markets Equity outperformed, up 5.23% and 2.75% respectively, but Fidelity Asian Special Situations and Morgan Stanley Asia Opportunity lagged, rising 1.82% and 1.11% respectively. In the US, where equities fell 2.67% in sterling, Vulcan Value Equity outperformed, falling 1.52%, and Morgan Stanley US Advantage was added. UK government bonds fell 0.62% but sterling corporate and high-yield bonds outperformed, up 0.19% and 1.13% respectively. Within the portfolio, Janus Henderson Strategic Bond returned 0.27% while TwentyFour Strategic Income was added. The WAY Flexible Global Growth Portfolio fell 0.57% in October while the sector fell 1.26%. Financial data source: Refinitiv 31 October 2020.

Portfolio breakdown*

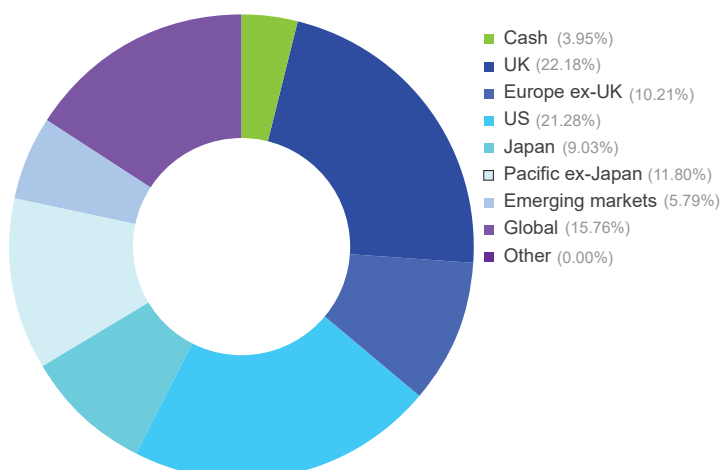
UK fixed income
TwentyFour Strategic Income
Janus Henderson Strategic Bond
Jupiter Dynamic Bond
Alternative
Trojan
Man GLG UK Absolute Value
BlackRock European Absolute Alpha
UK equity
Majedie UK Focus
Liontrust Special Situations
Chelverton UK Equity Growth
Fidelity Index UK
Europe ex-UK equity
BlackRock European Dynamic
Threadneedle European Smaller Companies
Fidelity Germany
US equity
Fidelity Index US
Vulcan Value Equity
Morgan Stanley US Advantage
Japanese equity
T Rowe Price Japanese Equity
Comgest Growth Japan
Lindsell Train Japanese Equity
Pacific ex-Japan equity
Baillie Gifford Pacific
Fidelity Asian Special Situations
Morgan Stanley Asia Opportunity
Emerging market equity
Goldman Sachs Emerging Markets Equity
Global equity
Polar Capital Global Technology
Polar Capital Healthcare Opportunities
Fundsmith Equity
iShares Gold Producers
Fidelity Index World

* excluding cash and holdings of less than 0.25% of NAV

Asset allocation



Geographic allocation



Please see overleaf for performance and other important information

WAY Flexible Global Growth Portfolio (continued)

A unit trust managed by
Brompton Asset Management

Investment objective & policy

The objective of the Fund is to provide maximum capital growth.

The Fund will seek to achieve its objective from an actively managed and diversified portfolio of collective investment schemes (including investment trusts) with exposure to underlying assets such as equities, bonds, money market instruments, property and commodities. The Investment Adviser will not be constrained by underlying asset type or geographical split of the Fund's portfolio. The Fund may be invested up to 100% in schemes investing in equity securities, in appropriate market conditions.

The use of derivatives is not permitted but borrowing of up to 10% of the Fund's net asset value will be permitted on a temporary basis. The Fund may invest in hedged share classes of underlying funds.

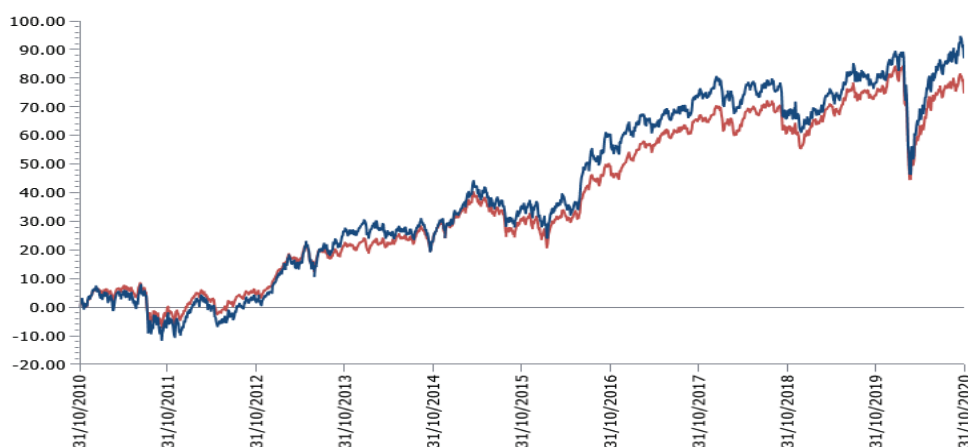
Although the Fund will normally remain fully invested, the property of the Fund may consist of up to 10% cash or near cash where this may be reasonably regarded as necessary in order to enable the pursuit of the Fund's objective, settlement of redemptions of units and the efficient management of the Fund in accordance with its objectives or other purposes which may be reasonably regarded as ancillary to the objectives of the Fund.

The Fund's benchmark is IA Flexible Investment. This represents a comparator benchmark because the Fund's performance can be compared to funds which also sit within this industry sector.

Performance†

Percentage growth for 10 years to 31 October 2020

WAY Flexible Global Growth Portfolio E Acc* v IA Flexible Investment



■ WAY Flexible Global Growth Portfolio E Acc ■ IA Flexible Investment

Discrete period performance (%)	Year to 31 Oct 2020	Year to 31 Oct 2019	Year to 31 Oct 2018	Year to 31 Oct 2017	Year to 31 Oct 2016
WAY Flexible Global Growth Portfolio E Acc	4.81	7.16	-4.53	8.79	18.48
IA Flexible Investment	0.42	7.57	-2.34	10.93	14.35
Quartile ranking	1	3	4	3	2

Cumulative performance (%) to 31 October 2020	1 month	3 months	6 months	12 months	10 years
WAY Flexible Global Growth Portfolio E Acc	-0.57	2.86	10.59	4.81	86.12
IA Flexible Investment	-1.26	0.81	7.01	0.42	74.74
Quartile ranking	2	1	1	1	2

*Source: Lipper, NAV-NAV, sterling. The E Accumulation share class launched on 15 January 2013. Performance history prior to that date is that of the AAcc share class. The backdated performance is based upon the actual returns of the AAcc share class with no alteration for differing fee levels between these share classes.

† Brompton took over management of the fund on 20 December 2013.

Past performance is not an indicator of future performance.

Important information

For full details of the fund and its risks please refer to the prospectus or Key Investor Information and Supplementary Information Document, which can be found on the Brompton Asset Management website, www.bromptonam.com. The value of assets and income generated from them may fall as well as rise. Investors are unlikely to receive income and, on disposal, may not receive all their capital back. Past performance is not an indicator of future performance.

Brompton is not authorised to give investment advice. Please obtain professional advice before making an investment decision. Issued by Brompton Asset Management LLP, which is a limited liability partnership registered in England and Wales under registered number OC349309 and is authorised and regulated by the Financial Conduct Authority. Registered office: 1 Knightsbridge Green, London, SW1X 7QA. WAY Investment Services Limited is the Distributor of the Fund and is an appointed representative of Investment & Tax Advisory Services who is authorised and regulated by the Financial Conduct Authority. Registered Office: 3 Cedar Park, Cobham Road, Wimborne, Dorset, BH21 7SB.

For further information including details of all share classes please visit our website at www.bromptonam.com