



Gill Lakin
Fund manager



Sean Standen

WAY Global Balanced Portfolio[#]

A unit trust managed by
Brompton Asset Management

Fund manager's commentary

Risky assets rose as investors responded to Covid-19 policy responses from central banks and governments and signs that restrictions may ease in some countries. Global equity markets rose 8.88% in sterling. Among the WAY Global Balanced Portfolio's global equity holdings, the Polar Capital holdings, Healthcare Opportunities and Global Technology, outperformed, rising 19.45% and 13.52% respectively, but Fundsmith Equity lagged, rising 8.04%. UK equities rose only by 3.36% while UK smaller companies gained 11.53%. Within the portfolio, all UK equity investments outperformed. Chelverton UK Equity Growth, which has a small-cap focus, did best, rising 14.95%, while Majedie UK Focus and Liontrust Special Situations gained 11.87% and 9.55% respectively. In Europe excluding the UK, where equities rose 4.56% in sterling, Threadneedle European Smaller Companies did best, rising 12.28%. Japanese equities lagged, rising 3.56% in sterling, but T Rowe Price Japanese Equity and Comgest Japan gained 9.99% and 9.89% respectively. Among the portfolio's alternative holdings, Trojan did best, rising 4.94%, but F&C Real Estate Equity Long/Short fell 0.92%. Sterling corporate and high-yield bonds and UK government bonds gained 6.29%, 4.63% and 3.15% respectively but global bonds returned only 0.23% in sterling, with returns held back as the euro and dollar fell 1.87% and 1.70% respectively against the pound. The portfolio's sterling-hedged holding in RWC Asia Convertibles and Goldman Sachs Strategic Income Bond outperformed, rising 4.99% and 4.59% respectively, but the iShares \$ Treasury 1-3 Years exchange-traded fund fell 1.05%. The WAY Global Balanced Portfolio rose 7.32%[†] in April while the sector rose 5.78%.

Financial data source: Refinitiv 30 April 2020. [†] E Acc shares

Portfolio breakdown*

UK fixed income
Schroder Strategic Credit
Jupiter Dynamic Bond

Global fixed income
Goldman Sachs Global Strategic Income Bond
Vanguard Global Bond (£-hedged)
RWC Asia Convertibles (£-hedged)
iShares \$ Treasury Bond 1-3 Yrs
Legal & General Global Inflation Linked Bond (£-hedged)
Vanguard Global Short-Term Bond (\$-hedged)

Alternative
Trojan
BlackRock European Absolute Alpha
Man GLG UK Absolute Value
F&C Real Estate Equity Long/Short

UK equity
GLG Undervalued Assets
Liontrust Special Situations
Majedie UK Focus
Chelverton UK Equity Growth
Fidelity Index UK
Vanguard FTSE 250
Aberforth UK Small Companies

Europe ex-UK equity
BlackRock European Dynamic
Fidelity Germany
Threadneedle European Smaller Companies
BGF Continental European

US equity
iShares Core S&P 500
Fidelity Index US

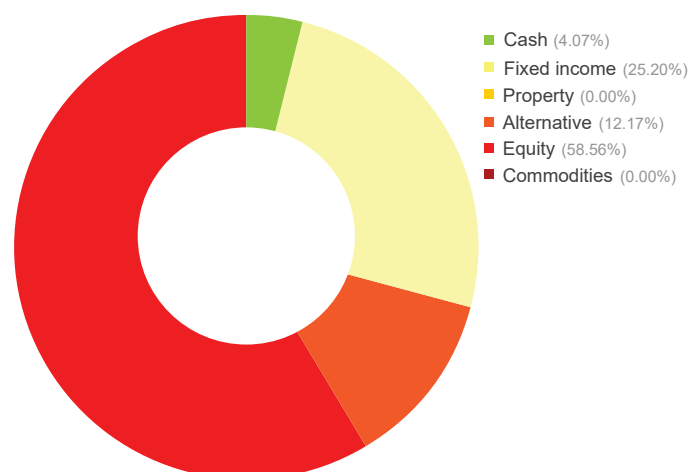
Japanese equity
Comgest Growth Japan
T Rowe Price Japanese Equity
Lindsell Train Japanese Equity

Pacific ex-Japan equity
Fidelity Asian Special Situations

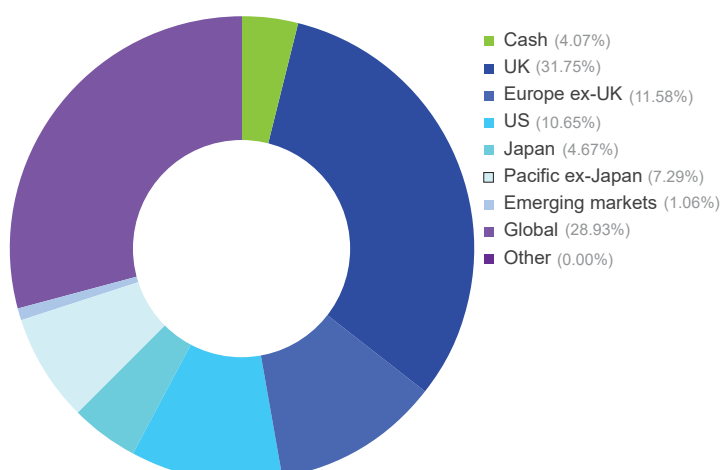
Emerging market equity
Goldman Sachs Emerging Markets Equity

Global equity
Polar Capital Healthcare Opportunities
Fundsmith Equity
Polar Capital Global Technology

Asset allocation



Geographic allocation



* excluding cash and holdings of less than 0.25% of NAV

Investment objective

The objective of the Fund is to provide long-term capital growth.

Key facts

Fund size	£40.9 million
IA sector	Mixed Investment
	20-60% Shares
Base currency	Sterling
Valuation point	Noon
Launch date	9 December 1991

The fund is managed with a 0% target yield.

T Income Shares

Launch date	15 January 2013
Launch price	100p
Price at 30/04/20	135.96p
Minimum investment	£10,000
Minimum regular savings	N/A
Investment management fee	1.30%
Initial charge	2%
Total expense ratio	2.05%
Year end	31 March
Distribution date	31 May
Structure	Unit trust
SEDOL code	B8BBGK9
ISIN code	GB00B8BBGK95

T class shares are for use within the WAY IHT plans.

E Income & Accumulation Shares

Launch date	15 January 2013
Launch price	100p
E Inc price at 30/04/20	139.02p
E Acc price at 30/04/20	138.85p
Minimum investment	£10,000
Minimum regular savings	£100
Investment management fee	1.00%
Initial charge	2%
Total expense ratio	1.75%
Year end	31 March
Distribution date	31 May
Structure	Unit trust
Inc SEDOL code	B972001
Inc ISIN code	GB00B9720012
Acc SEDOL code	B96WY44
Acc ISIN code	GB00B96WY448

E class shares are available for direct fund investment. For information, please ring the dealing line, 01202 855856.

[#] Previously called WAY Global Blue Managed Portfolio. The name of the fund changed on 31 March 2019.

Please see overleaf for performance and other important information

Investment objective & policy

The objective of the Fund is to provide long-term capital growth.

The Fund will seek to achieve its objective from an actively managed and diversified portfolio of collective investment schemes (including investment trusts) with exposure to cash, fixed interest securities, equity and equity-linked investments selected from various markets worldwide encompassing a variety of economic sectors. The Fund will typically invest between 20% and 60% of its portfolio in schemes which invest in equity securities.

The use of derivatives is not permitted but borrowing of up to 10% of the Fund's net asset value will be permitted on a temporary basis. The Fund may invest in hedged share classes of underlying funds.

Although the Fund will normally remain fully invested, the property of the Fund may consist of up to 10% cash or near cash where this may be reasonably regarded as necessary in order to enable the pursuit of the Fund's objective, the settlement of redemptions of units and the efficient management of the Fund in accordance with its objectives or other purposes which may be reasonably regarded as ancillary to the objectives of the Fund.

The Fund's benchmark is IA Mixed Investment 20-60% Shares. This represents a comparator benchmark because the Fund's performance can be compared to funds which also sit within this industry sector.

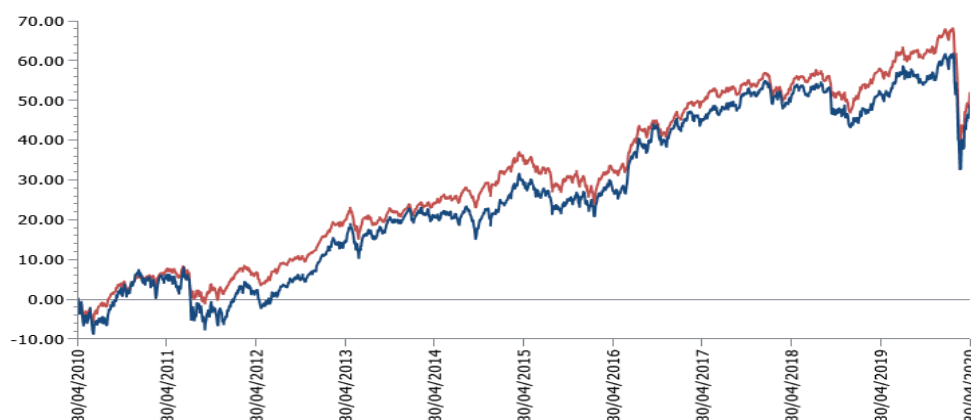
WAY Global Balanced Portfolio[#](continued)

A unit trust managed by
Brompton Asset Management

Performance[†]

Percentage growth for 10 years to 30 April 2020

WAY Global Balanced Portfolio E Acc* v IA Mixed Investment 20-60% Shares



■ WAY Global Balanced Portfolio E Acc

■ IA Mixed Investment 20-60% Shares

Discrete period performance (%)	Year to 30 Apr 2020	Year to 30 Apr 2019	Year to 30 Apr 2018	Year to 30 Apr 2017	Year to 30 Apr 2016
WAY Global Balanced Portfolio E Acc	-2.02	0.63	4.18	13.88	-1.27
IA Mixed Investment 20-60% Shares	-3.67	2.51	3.05	12.78	-1.76
Quartile ranking	2	4	1	2	2

Cumulative performance (%) to 30 April 2020	1 month	3 months	6 months	12 months	10 years
WAY Global Balanced Portfolio E Acc	7.32	-6.21	-3.65	-2.02	48.96
IA Mixed Investment 20-60% Shares	5.78	-8.18	-5.90	-3.67	52.07
Quartile ranking	1	2	2	2	3

*Source: Lipper, NAV-NAV, sterling. The E Accumulation share class launched on 15 January 2013. Performance history prior to that date is that of the AAcc share class. The backdated performance is based upon the actual returns of the AAcc share class with no alteration for differing fee levels between these share classes.

† Brompton took over management of the fund on 20 December 2013.

Past performance is not an indicator of future performance.

Important information

For full details of the fund and its risks please refer to the prospectus or Key Investor Information and Supplementary Information Document, which can be found on the Brompton Asset Management website, www.bromptonam.com. The value of assets and income generated from them may fall as well as rise. Investors are unlikely to receive income and, on disposal, may not receive all their capital back. Past performance is not an indicator of future performance.

Brompton is not authorised to give investment advice. Please obtain professional advice before making an investment decision. Issued by Brompton Asset Management LLP, which is a limited liability partnership registered in England and Wales under registered number OC349309 and is authorised and regulated by the Financial Conduct Authority. Registered office: 1 Knightsbridge Green, London, SW1X 7QA. WAY Investment Services Limited is the Distributor of the Fund and is an appointed representative of Investment & Tax Advisory Services who is authorised and regulated by the Financial Conduct Authority. Registered Office: 3 Cedar Park, Cobham Road, Wimborne, Dorset, BH21 7SB.

For further information including details of all share classes please visit our website at www.bromptonam.com

[#] Previously called WAY Global Blue Managed Portfolio. The name of the fund changed on 31 March 2019.