



30 November 2023



Gill Lakin
Fund manager



Sean Standen

WAY Global Balanced Portfolio

A unit trust managed by
Brompton Asset Management

Investment objective

The objective of the Fund is to provide long-term capital growth.

Key facts

Fund size	£38.3 million
IA sector	Mixed Investment
	20-60% Shares
Base currency	Sterling
Valuation point	Noon
Launch date	9 December 1991

The fund is managed with a 0% target yield.

T Income Shares

Launch date	15 January 2013
Launch price	100p
Price at 30/11/23	154.87p
Minimum investment	£10,000
Minimum regular savings	N/A
Investment management fee	1.30%
Initial charge	2%
Total expense ratio	2.03
Year end	31 March
Distribution date	31 May
Structure	Unit trust
SEDOL code	B8BBGK9
ISIN code	GB00B8BBGK95

T class shares are for use within the WAY IHT plans.

E Income & Accumulation Shares

Launch date	15 January 2013
Launch price	100p
E Inc price at 30/11/23	160.08p
E Acc price at 30/11/23	159.89p
Minimum investment	£10,000
Minimum regular savings	£100
Investment management fee	1.00%
Initial charge	2%
Total expense ratio	1.73%
Year end	31 March
Distribution date	31 May
Structure	Unit trust
Inc SEDOL code	B972001
Inc ISIN code	GB00B9720012
Acc SEDOL code	B96WY44
Acc ISIN code	GB00B96WY448

E class shares are available for direct fund investment. For information, please ring the dealing line, 01202 855856.

Fund manager's commentary

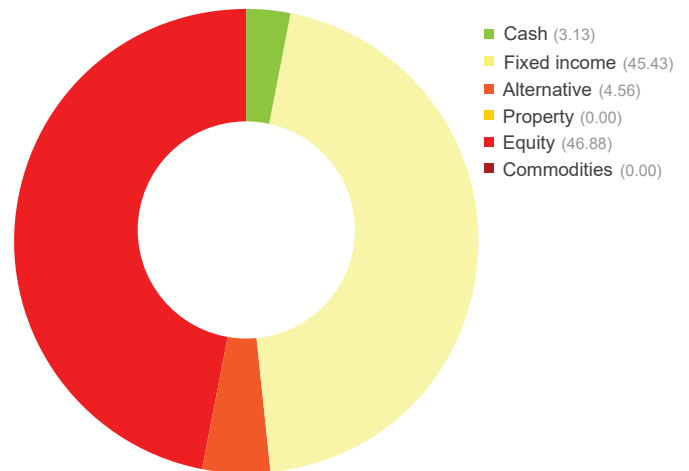
Lower inflation reassured investors and global equities gained 4.75% in sterling. The dollar fell 4.15% against the pound on hopes that US interest rates had peaked and US technology stocks gained 7.62% in sterling. Within the WAY Global Balanced Portfolio, Polar Capital Global Technology gained 10.08%. Among other global equity holdings, the iShares Gold Producers exchange-traded fund (ETF), fuelled by stronger bullion prices in dollars, rose 5.99% but Polar Capital Global Insurance gained only 0.47%. Global bonds rose 0.69% in sterling while UK government bonds and sterling investment grade corporate bonds rose 3.13% and 3.51% respectively. Within the portfolio, the sterling-hedged Vanguard Global Aggregate Bond holding gained 3.62% but the unhedged Vanguard \$ Treasury Bond holding fell 0.82%. Among strategic bond investments, Janus Henderson Strategic Bond and TwentyFour Strategic Income rose 5.00% and 4.51% respectively. Within the alternative allocation, Man GLG UK Absolute Value and BlackRock European Absolute Alpha gained 3.52% and 1.94% respectively but Trojan gained only 0.50%. UK equities rose 2.95% and Man GLG Undervalued Assets did better, up 7.24%. In Japan, where stocks gained 3.52% in sterling, Man GLG Japan CoreAlpha lagged, up 2.27%. Baillie Gifford Japanese Smaller Companies was reduced. Equities in emerging markets and Asia excluding Japan rose 3.54% and 2.52% respectively in sterling. Redwheel Global Emerging Markets and Baillie Gifford Global Emerging Markets Growth gained 6.15% and 4.01% respectively but Stewart Investors Indian Subcontinent returned only 2.16%. The WAY Global Balanced Portfolio rose 3.55%† in November while the sector rose 3.63%. Financial data source: Refinitiv 30 November 2023. † E Acc shares

Portfolio breakdown*

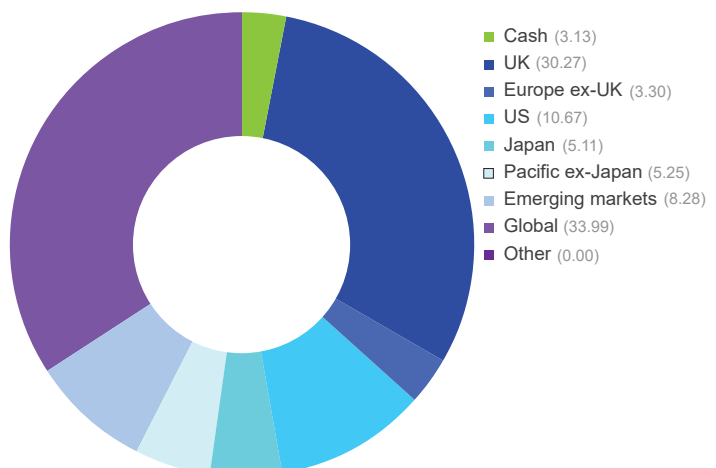
UK fixed income
TwentyFour Strategic Income
Jupiter Dynamic Bond
Janus Henderson Strategic Bond
Schroder Strategic Credit
Global fixed income
Vanguard Global Aggregate Bond (£-hedged)
Vanguard \$ Treasury Bond
Redwheel Asia Convertibles (£-hedged)
Legal & General Global Inflation Linked Bond (£-hedged)
Alternative
Trojan
Man GLG UK Absolute Value
CT Real Estate Equity Market Neutral
BlackRock European Absolute Alpha
UK equity
Man GLG Undervalued Assets
Liontrust Special Situations
Artemis UK Special Situations
Fidelity Index UK
Europe ex-UK equity
BlackRock European Dynamic
US equity
Fidelity Index US
Japanese equity
Man GLG Japan CoreAlpha
Pacific ex-Japan equity
Man GLG Asia (ex Japan) Equity
Emerging market equity
Baillie Gifford Emerging Markets Growth
Stewart Investors Indian Subcontinent
Redwheel Global Emerging Markets
Global equity
Polar Capital Global Technology
Polar Capital Global Insurance
iShares Gold Producers

* excluding cash and holdings of less than 0.25% of NAV

Asset allocation (%)



Geographic allocation (%)



Please see overleaf for performance and other important information

Investment objective & policy

The objective of the Fund is to provide long-term capital growth.

The Fund will seek to achieve its objective from an actively managed and diversified portfolio of collective investment schemes (including investment trusts) with exposure to cash, fixed interest securities, equity and equity-linked investments selected from various markets worldwide encompassing a variety of economic sectors. The Fund will typically invest between 20% and 60% of its portfolio in schemes which invest in equity securities.

The use of derivatives is not permitted but borrowing of up to 10% of the Fund's net asset value will be permitted on a temporary basis.

The Fund may invest in hedged share classes of underlying funds.

Although the Fund will normally remain fully invested, the property of the Fund may consist of up to 10% cash or near cash where this may be reasonably regarded as necessary in order to enable the pursuit of the Fund's objective, the settlement of redemptions of units and the efficient management of the Fund in accordance with its objectives or other purposes which may be reasonably regarded as ancillary to the objectives of the Fund.

The Fund's benchmark is IA Mixed Investment 20-60% Shares. This represents a comparator benchmark because the Fund's performance can be compared to funds which also sit within this industry sector.

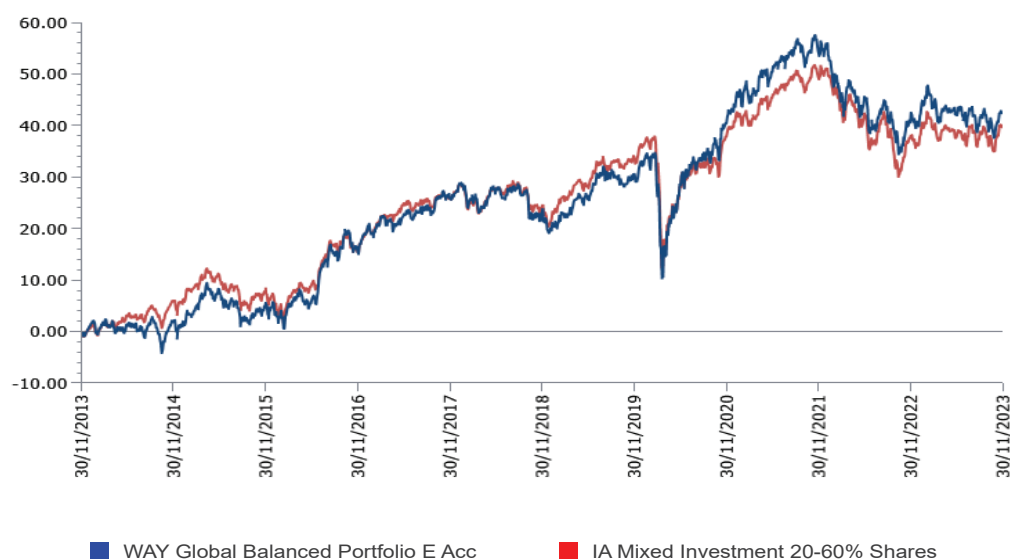
WAY Global Balanced Portfolio (continued)

A unit trust managed by
Brompton Asset Management

Performance†

Percentage growth for 10 years to 30 November 2023

WAY Global Balanced Portfolio E Acc* v IA Mixed Investment 20-60% Shares



Discrete period performance (%)	Year to 30 Nov 2023	Year to 30 Nov 2022	Year to 30 Nov 2021	Year to 30 Nov 2020	Year to 30 Nov 2019
WAY Global Balanced Portfolio E Acc	1.34	-8.62	9.81	7.41	6.16
IA Mixed Investment 20-60% Shares	1.89	-7.71	8.15	2.81	8.03
Quartile ranking	3	3	1	1	4

Cumulative performance (%) to 30 November 2023	1 month	3 months	6 months	12 months	10 years
WAY Global Balanced Portfolio E Acc	3.55	0.95	0.22	1.34	42.95
IA Mixed Investment 20-60% Shares	3.63	1.13	1.68	1.89	39.95
Quartile ranking	3	3	4	3	2

*Source: Lipper, NAV-NAV, sterling. The E Accumulation share class launched on 15 January 2013. Performance history prior to that date is that of the A Acc share class. The backdated performance is based upon the actual returns of the A Acc share class with no alteration for differing fee levels between these share classes.

† Brompton took over management of the fund on 20 December 2013.

Past performance is not an indicator of future performance.

Important information

For full details of the fund and its risks please refer to the prospectus or Key Investor Information and Supplementary Information Document, which can be found on the Brompton Asset Management website, www.bromptonam.com. The value of assets and income generated from them may fall as well as rise. Investors are unlikely to receive income and, on disposal, may not receive all their capital back. Past performance is not an indicator of future performance.

Brompton is not authorised to give investment advice. Please obtain professional advice before making an investment decision. Issued by Brompton Asset Management Ltd, which is a limited company registered in England and Wales under registered number 06866020 and is authorised and regulated by the Financial Conduct Authority. Registered office: 1 Knightsbridge Green, London, SW1 7QA. WAY Fund Managers Limited is the unit trust manager (UTM) of the Fund and is authorised and regulated by the Financial Conduct Authority. Registered office: Cedar House, 3 Cedar Park, Cobham Road, Wimborne, Dorset, BH21 7SB.

For further information including details of all share classes please visit our website at www.bromptonam.com