



31 October 2023



Gill Lakin
Fund manager



Sean Standen

WAY Global Balanced Portfolio

A unit trust managed by
Brompton Asset Management

Investment objective

The objective of the Fund is to provide long-term capital growth.

Key facts

Fund size	£36.7 million
IA sector	Mixed Investment
	20-60% Shares
Base currency	Sterling
Valuation point	Noon
Launch date	9 December 1991

The fund is managed with a 0% target yield.

T Income Shares

Launch date	15 January 2013
Launch price	100p
Price at 31/10/23	149.61p
Minimum investment	£10,000
Minimum regular savings	N/A
Investment management fee	1.30%
Initial charge	2%
Total expense ratio	2.04%
Year end	31 March
Distribution date	31 May
Structure	Unit trust
SEDOL code	B8BBGK9
ISIN code	GB00B8BBGK95

T class shares are for use within the WAY IHT plans.

E Income & Accumulation Shares

Launch date	15 January 2013
Launch price	100p
E Inc price at 31/10/23	154.60p
E Acc price at 31/10/23	154.41p
Minimum investment	£10,000
Minimum regular savings	£100
Investment management fee	1.00%
Initial charge	2%
Total expense ratio	1.74%
Year end	31 March
Distribution date	31 May
Structure	Unit trust
Inc SEDOL code	B972001
Inc ISIN code	GB00B9720012
Acc SEDOL code	B96WY44
Acc ISIN code	GB00B96WY448

E class shares are available for direct fund investment. For information, please ring the dealing line, 01202 855856.

Fund manager's commentary

Global equities and bonds fell 2.42% and 0.62% respectively in sterling as leading central banks left their official interest rates unchanged despite above-target inflation and resilient economic growth and employment data. Buying, however, by risk-averse investors in the wake of renewed Middle East conflict lifted the gold price. Within the WAY Global Balanced Portfolio, the iShares Gold Producers exchange-traded fund (ETF), rose 4.66%. Among other global equity holding, Polar Capital Global Insurance gained 1.69% as general insurers benefited from rising premiums and higher returns on cash but Polar Capital Global Technology fell 2.58%. UK stocks underperformed, down 4.06% while smaller companies, which are typically more sensitive to domestic trends, did worse, down 6.96%. Within the portfolio, all significant actively-managed holdings lagged, with Artemis UK Special Situations falling most, down 6.27%. US stocks, down 1.53% in sterling, outperformed but equities in emerging markets and Asia excluding Japan fell 3.31% and 3.30% respectively. Within the portfolio, Man GLG Asia (ex Japan) Equity was relatively resilient, down 2.82%, but Stewart Investors Indian Subcontinent and Redwheel Global Emerging Markets fell 4.65% and 5.86% respectively. Among significant bond holdings, Goldman Sachs Global Strategic Income Bond did best, up 1.89%, but the sterling-hedged holding in the iShares Treasury Bond 7-10 Years ETF and Janus Henderson Strategic Bond fell 1.98% and 1.50% respectively. BlackRock European Absolute Alpha was the portfolio's best-performing alternative holding, rising 1.32%, but Man GLG UK Absolute Value fell 0.41%. The WAY Global Balanced Portfolio fell 1.96%† in October while the sector fell 1.83%.

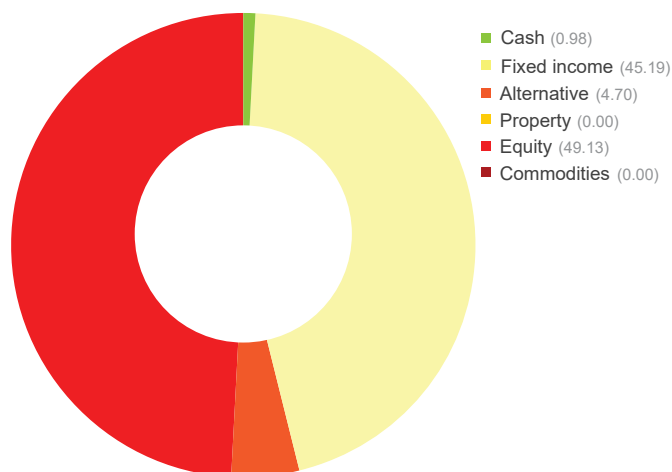
Financial data source: Refinitiv 31 October 2023. † E Acc shares

Portfolio breakdown*

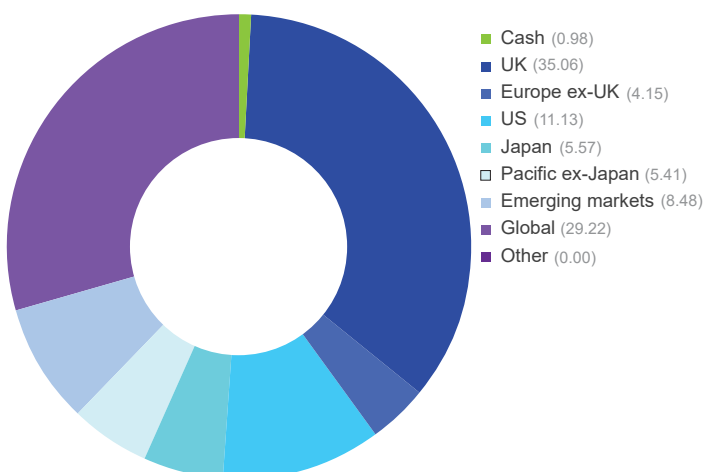
- UK fixed income**
 - Schroder Strategic Credit
 - TwentyFour Strategic Income
 - Janus Henderson Strategic Bond
- Global fixed income**
 - Vanguard Global Aggregate Bond (£-hedged)
 - Redwheel Asia Convertibles (£-hedged)
 - iShares \$ Treasury Bond 7-10 Years (£-hedged)
 - Vanguard \$ Treasury Bond
 - Goldman Sachs Global Strategic Income Bond
 - Legal & General Global Inflation Linked Bond (£-hedged)
- Alternative**
 - Trojan
 - Man GLG UK Absolute Value
 - CT Real Estate Equity Market Neutral
 - BlackRock European Absolute Alpha
- UK equity**
 - Man GLG Undervalued Assets
 - Artemis UK Special Situations
 - Liontrust Special Situations
 - Fidelity Index UK
- Europe ex-UK equity**
 - BlackRock European Dynamic
 - Janus Henderson European Smaller Companies
- US equity**
 - Fidelity Index US
- Japanese equity**
 - Man GLG Japan CoreAlpha
 - Baillie Gifford Japanese Smaller Companies
- Pacific ex-Japan equity**
 - Man GLG Asia (ex Japan) Equity
- Emerging market equity**
 - Baillie Gifford Emerging Markets Growth
 - Stewart Investors Indian Subcontinent
 - Redwheel Global Emerging Markets
- Global equity**
 - Polar Capital Global Technology
 - Polar Capital Global Insurance
 - iShares Gold Producers

* excluding cash and holdings of less than 0.25% of NAV

Asset allocation (%)



Geographic allocation (%)



Please see overleaf for performance and other important information

Investment objective & policy

The objective of the Fund is to provide long-term capital growth.

The Fund will seek to achieve its objective from an actively managed and diversified portfolio of collective investment schemes (including investment trusts) with exposure to cash, fixed interest securities, equity and equity-linked investments selected from various markets worldwide encompassing a variety of economic sectors. The Fund will typically invest between 20% and 60% of its portfolio in schemes which invest in equity securities.

The use of derivatives is not permitted but borrowing of up to 10% of the Fund's net asset value will be permitted on a temporary basis.

The Fund may invest in hedged share classes of underlying funds.

Although the Fund will normally remain fully invested, the property of the Fund may consist of up to 10% cash or near cash where this may be reasonably regarded as necessary in order to enable the pursuit of the Fund's objective, the settlement of redemptions of units and the efficient management of the Fund in accordance with its objectives or other purposes which may be reasonably regarded as ancillary to the objectives of the Fund.

The Fund's benchmark is IA Mixed Investment 20-60% Shares. This represents a comparator benchmark because the Fund's performance can be compared to funds which also sit within this industry sector.

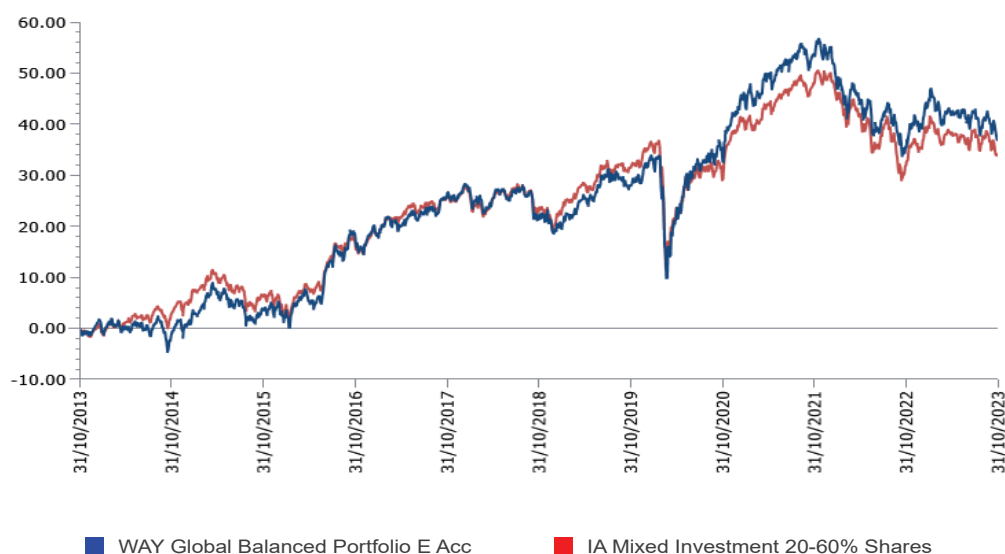
WAY Global Balanced Portfolio (continued)

A unit trust managed by
Brompton Asset Management

Performance†

Percentage growth for 10 years to 31 October 2023

WAY Global Balanced Portfolio E Acc* v IA Mixed Investment 20-60% Shares



Discrete period performance (%)	Year to 31 Oct 2023	Year to 31 Oct 2022	Year to 31 Oct 2021	Year to 31 Oct 2020	Year to 31 Oct 2019
WAY Global Balanced Portfolio E Acc	1.29	-11.84	15.74	3.66	5.37
IA Mixed Investment 20-60% Shares	1.67	-10.79	14.61	-1.82	6.77
Quartile ranking	3	3	2	1	3

Cumulative performance (%) to 31 October 2023	1 month	3 months	6 months	12 months	10 years
WAY Global Balanced Portfolio E Acc	-1.96	-3.72	-3.34	1.29	37.19
IA Mixed Investment 20-60% Shares	-1.83	-3.33	-2.90	1.67	34.15
Quartile ranking	3	3	3	3	2

*Source: Lipper, NAV-NAV, sterling. The E Accumulation share class launched on 15 January 2013. Performance history prior to that date is that of the A Acc share class. The backdated performance is based upon the actual returns of the A Acc share class with no alteration for differing fee levels between these share classes.

† Brompton took over management of the fund on 20 December 2013.

Past performance is not an indicator of future performance.

Important information

For full details of the fund and its risks please refer to the prospectus or Key Investor Information and Supplementary Information Document, which can be found on the Brompton Asset Management website, www.bromptonam.com. The value of assets and income generated from them may fall as well as rise. Investors are unlikely to receive income and, on disposal, may not receive all their capital back. Past performance is not an indicator of future performance.

Brompton is not authorised to give investment advice. Please obtain professional advice before making an investment decision. Issued by Brompton Asset Management Ltd, which is a limited company registered in England and Wales under registered number 06866020 and is authorised and regulated by the Financial Conduct Authority. Registered office: 1 Knightsbridge Green, London, SW1 7QA. WAY Fund Managers Limited is the unit trust manager (UTM) of the Fund and is authorised and regulated by the Financial Conduct Authority. Registered office: Cedar House, 3 Cedar Park, Cobham Road, Wimborne, Dorset, BH21 7SB.

For further information including details of all share classes please visit our website at www.bromptonam.com