



31 July 2024



Sean Standen
Fund manager



Gill Lakin
CIO

WAY Global Growth Portfolio

An OEIC managed by
Brompton Asset Management

Investment objective

The objective of the Fund is to seek a high level of capital growth over a period of at least 5 years.

Key facts

Fund size	£9.2 million
IA sector	Mixed investment
	40-85% shares
Base currency	Sterling
Valuation point	Noon
Launch date	17 March 2008

The fund is managed with a 0% target yield.

T Income Shares

Launch date	14 January 2013
Launch price	100p
Price at 31/7/24	206.58p
Minimum investment	£5,000
Minimum regular savings	£100pm
Investment management fee	1.25%
Initial charge	2%
Total expense ratio	2.27%
Year end	31 March
Distribution date	31 May
Structure	OEIC
SEDOL code	B8F1L223
ISIN code	GB00B8F1L223

T class shares are for use within the WAY IHT plans.

E Income & Accumulation Shares

Launch date	31 December 2012
Launch price	100p
E Inc price at 31/7/24	192.47p
E Acc price at 31/7/24	213.88p
Minimum investment	£5,000
Minimum regular savings	£100pm
Investment management fee	0.95%
Initial charge	2%
Total expense ratio	1.97%
Year end	31 March
Distribution date	31 May
Structure	OEIC
Inc SEDOL code	B8DRG49
Inc ISIN code	GB00B8DRG498
Acc SEDOL code	B8T10T8
Acc ISIN code	GB00B8T10T87

E class shares are available for direct fund investment. For information, please ring the dealing line, 01202 855856.

Fund manager's commentary

Global bonds gained 1.13% in sterling while global equities gained 0.03%. US consumer price inflation fell to 3%. The Federal Reserve left its policy interest rate unchanged but said inflation and employment were in better balance, leading investors to expect a cut in September. Joe Biden abandoned his re-election campaign and endorsed his vice-president, Kamala Harris, as candidate. The European Central Bank also left its policy rate unchanged but the Bank of England cut Bank Rate by a quarter percentage point shortly after month end. By contrast, the Bank of Japan lifted its policy rate to 0.25% and the yen rose 5.22% against sterling. Within the WAY Global Growth Portfolio's global allocation, Dimensional Global Targeted Value gained 5.76%, benefiting from sector rotation from growth to value stocks. Polar Capital Global Technology fell 7.28%, however, in response to questions about the transformative power of artificial intelligence. Equities in Asia excluding Japan fell 1.64% in sterling and Baillie Gifford Pacific lagged, falling 4.73%. The UK stockmarket, which has a bias towards cyclical sectors, gained 3.19% and the three significant actively-managed UK equity holdings outperformed, with Man GLG Undervalued Assets strongest, up 4.47%. In Japan, where stocks gained 4.65% in sterling, Nippon Active Value lagged, up 2.34%. Within the bond allocation, Jupiter Dynamic Bond rose 1.75%. The sterling-hedged Pimco Global Low Duration Real Return holding was increased. With bullion prices strong, the iShares Physical Gold exchange-traded commodity gained 2.43%. The WAY Global Growth Portfolio fell 0.24%† in July while the sector rose 0.59%.

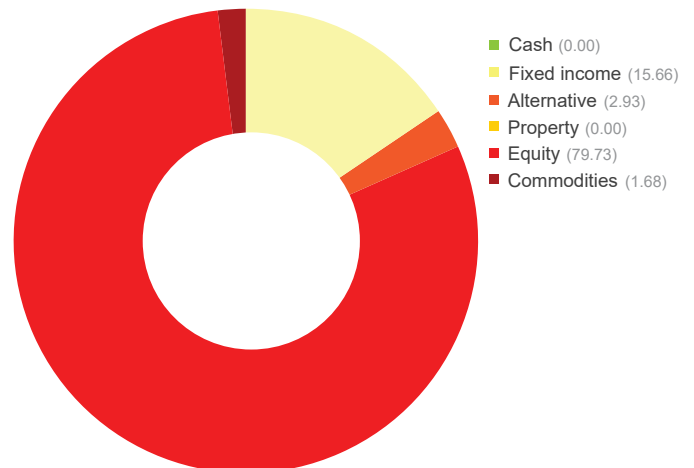
Financial data source: Refinitiv 31 July 2024. E Acc shares

Portfolio breakdown*

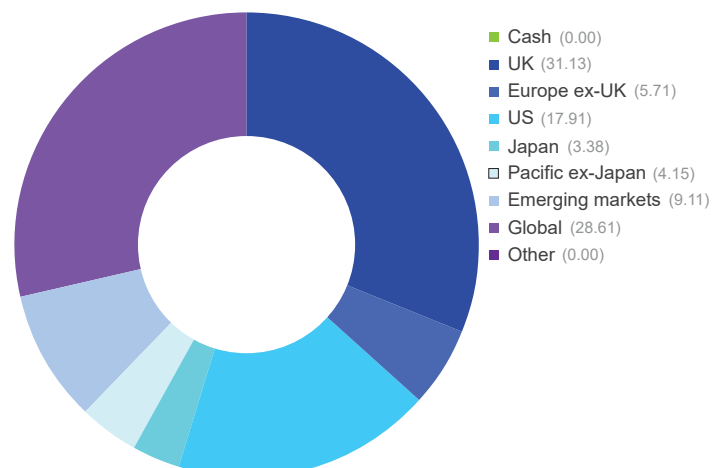
UK fixed income	Schroder Strategic Credit Jupiter Dynamic Bond
Global fixed income	PIMCO Global Low Duration Real Return (£-hedged)
Alternative	Man GLG UK Absolute Value CT Real Estate Equity Market Neutral
UK equity	Man GLG Undervalued Assets Artemis UK Special Situations Chelverton UK Equity Growth Fidelity Index UK
Europe ex-UK equity	BlackRock European Dynamic Lightman European
US equity	Fidelity Index US
Japanese equity	Nippon Active Value Fidelity Index Japan
Pacific ex-Japan equity	Baillie Gifford Pacific Man GLG Asia (ex Japan) Equity
Emerging market equity	Baillie Gifford Emerging Markets Growth Redwheel Next Generation Emerging Markets Equity Stewart Investors Indian Subcontinent Mobius Investment Trust
Global equity	Fidelity Index World Dimensional Global Targeted Value Polar Capital Global Technology Polar Capital Global Insurance
Commodities	iShares Physical Gold

* excluding cash and holdings of less than 0.25% of NAV

Asset allocation (%)



Geographic allocation(%)



Please see overleaf for performance and other important information

Investment objective & policy

The objective of the Fund is to seek a high level of capital growth over a period of at least 5 years.

The Fund will seek to achieve its objective from an actively managed portfolio of collective investment schemes, investment trusts, other transferable securities, cash or near cash, deposits and money market instruments. The Fund will typically invest between 40% and 85% of its portfolio in equity securities.

There will be no restrictions on the underlying content of the investments held, in terms of investment type, geographical or economic sector.

The use of derivatives and/or hedging transactions will be permitted in connection with the efficient portfolio management of the Fund (typically hedging, which attempts to mitigate against falls in the value of the Fund's assets and the effects of changes in currency exchange rates against the Fund's base currency, which is pounds sterling). Borrowing of up to 10% of the Fund's net asset value will be permitted.

On giving 60 days notice to Shareholders, the Fund may, in addition to its other investment powers, use derivatives and forward transactions for investment purposes. It is not intended that the use of derivatives in this way will change the risk profile of the Fund.

Subject to the above, the Fund may invest in any asset class and adopt any investment technique or strategy permitted under the rules in COLL as such rules are applied to Non-UCITS retail schemes.

The Fund's benchmark is IA Mixed investment 40-85% shares. This represents a comparator benchmark because the Fund's performance can be compared to funds which also sit within this industry sector.

For further information including details of all share classes please visit our website at www.bromptonam.com

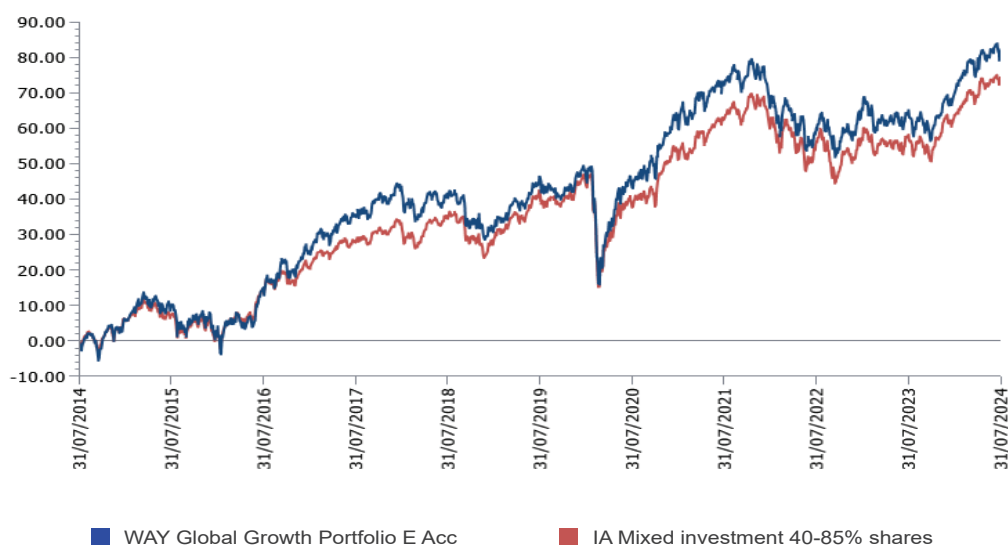
WAY Global Growth Portfolio (continued)

An OEIC managed by
Brompton Asset Management

Performance†

Percentage growth for 10 years to 31 July 2024

WAY Global Growth Portfolio E Acc* v IA Mixed investment 40-85% shares††



■ WAY Global Growth Portfolio E Acc ■ IA Mixed investment 40-85% shares

Discrete period performance (%)	Year to 31 Jul 2024	Year to 31 Jul 2023	Year to 31 Jul 2022	Year to 31 Jul 2021	Year to 31 Jul 2020
WAY Global Growth Portfolio E Acc	10.21	3.46	-7.91	20.56	-2.10
IA Mixed investment 40-85% Shares	10.55	1.52	-4.26	18.03	-3.12
Quartile ranking	3	1	4	1	2

Cumulative performance (%) to 31 July 2024	1 month	3 months	6 months	12 months	10 years
WAY Global Growth Portfolio E Acc	-0.24	2.43	6.42	10.21	81.35
IA Mixed investment 40-85% Shares	0.59	3.04	6.64	10.55	74.58
Quartile ranking	4	3	3	3	2

*Source: Lipper, NAV-NAV, sterling. The E Accumulation share class launched on 31 December 2012. Performance history prior to that date is that of the B Acc share class. The backdated performance is based upon the actual returns of the B Acc share class with no alteration for differing fee levels between these share classes.

† Brompton took over management of the fund on 1 May 2017.

†† Prior to October 2018, the Fund was included in the IA Flexible Investment sector. At times, this may have enabled the Fund to hold more or less equities than peers in the IA Mixed Investment 40-85% Shares sector, which may have led to better comparative performance. Our review of the comparative data does not show that there is a material difference in the performance of the respective sectors.

Past performance is not an indicator of future performance.

Important information

For full details of the fund and its risks please refer to the prospectus or Key Investor Information and Supplementary Information Document, which can be found on the WAY Fund Manager's website, www.wayfunds.com. The value of assets and income generated from them may fall as well as rise. Investors are unlikely to receive income and, on disposal, may not receive all their capital back. Past performance is not an indicator of future performance.

Brompton is not authorised to give investment advice. Please obtain professional advice before making an investment decision. Issued by Brompton Asset Management Ltd, which is a limited company registered in England and Wales under registered number 06866020 and is authorised and regulated by the Financial Conduct Authority. Registered office: 1 Knightsbridge Green, London, SW1X 7QA. WAY Fund Managers Limited is the authorised corporate director (ACD) of the Fund and is authorised and regulated by the Financial Conduct Authority. Registered office: Cedar House, 3 Cedar Park, Cobham Road, Wimborne, Dorset, BH21 7SB.