



BROMPTON

ASSET MANAGEMENT

31 December 2025



Sean Standen
Fund manager



Gill Lakin
CIO

Investment objective

The objective of the Fund is to seek a high level of capital growth over a period of at least 5 years.

Key facts

Fund size	£9.6 million
IA sector and benchmark	IA Mixed investment 40-85%
Base currency	Sterling
Valuation point	Noon
Launch date	17 March 2008
Structure	OEIC
Year end	31 March
Distribution date	31 May
The fund is managed with a 0% target yield.	

T Income Shares

Launch date	14 January 2013
Launch price	100p
Price at 31 December 2025	236.89p
Minimum investment	£5,000
Investment management fee	1.25%
Total expense ratio	2.22%
SEDOL code	B8F1L223
ISIN code	GB00B8F1L223

T class shares are only available to existing WAY Trustees Limited (WTL) IHT plan investors.

E Income & Accumulation Shares

Launch date	31 December 2012
Launch price	100p
E Inc price at 31 Dec 2025	221.65p
E Acc price at 31 Dec 2025	246.31p
Minimum investment	£5,000
Investment management fee	0.95%
Total expense ratio	1.92%
Inc SEDOL code	B8DRG49
Inc ISIN code	GB00B8DRG498
Acc SEDOL code	B8T10T8
Acc ISIN code	GB00B8T10T87

E class shares are available for direct fund investment. For information, please ring the dealing line, 01202 855856.

C Income Shares

Launch date	1 November 2022
Launch price	100p
Price at 31 December 2025	135.88p
Minimum investment	£5,000
Investment management fee	0.65%
Total expense ratio	1.62%
SEDOL code	BQNKFG9
ISIN code	GB00BQNKFF84

C class shares are available for WTL investors paying trust fees directly to WTL.

WAY Global Growth Portfolio

An OEIC managed by Brompton Asset Management

Fund manager's commentary

Global equities and bonds retreated 0.43% and 1.23% respectively in sterling, with US stocks weaker still, down 1.43% as the dollar fell 1.49% against the pound. The Federal Reserve cut its policy interest rate by a quarter percentage point to 3.5-3.75%, with jobs data weak despite elevated inflation. Growth-oriented investments lagged value-oriented investments as US technology stocks fell 1.90% in sterling. Within the WAY Global Growth Portfolio, Polar Capital Global Technology had been sold in November in response to high valuations and concentration risk in the US market but a holding may be reintroduced should stock prices fall. By contrast, equities in Europe excluding the UK outperformed, rising 2.40% in sterling, while UK equities rose 2.18%. In the UK, Fidelity Special Situations lagged, rising 1.71%. An iShares FTSE 100 exchange-traded fund (ETF) holding was added. Within the Europe ex-UK allocation, BlackRock European Dynamic gained 2.69%. An iShares Edge MSCI Europe Value ETF holding was added. Dollar weakness buoyed equities in emerging markets and Asia excluding Japan. Within the portfolio, Baillie Gifford Emerging Markets Growth rose 3.34% but Man Asia (ex-Japan) Equity gained only 0.60%. Within the bond allocation, TwentyFour Strategic Income, a UK investment, rose 0.36% but the iShares Treasury Bond 0-1 Year ETF suffered from dollar weakness, falling 1.12%. In January, US intervention in Venezuela, which has the world's largest oil reserves, may prove expansionary longer term because higher Venezuelan output may lower energy prices. The WAY Global Growth Portfolio rose 1.14% in December while the sector rose 0.44%.

Financial data source: Refinitiv 31 December 2025 † E Acc shares

Portfolio breakdown *

UK fixed income
TwentyFour Strategic Income
Jupiter Dynamic Bond
Aegon Strategic Global Bond (£-hedged)

Global fixed income
iShares \$ TIPS 0-5 Years (£-hedged)
iShares \$ Treasury Bond 0-1 Year

Alternative
Man UK Absolute Value
CT Real Estate Equity Market Neutral

UK equity
iShares FTSE 100
Fidelity Index UK
Fidelity Special Situations

US equity
HSBC S&P 500 Equal Weight Equity
Fidelity Index US

Europe ex-UK equity
iShares Edge MSCI Europe Value
Fidelity Index Europe ex UK
iShares MSCI EMU
BlackRock European Dynamic

Japanese equity
Nippon Active Value
Man Japan CoreAlpha

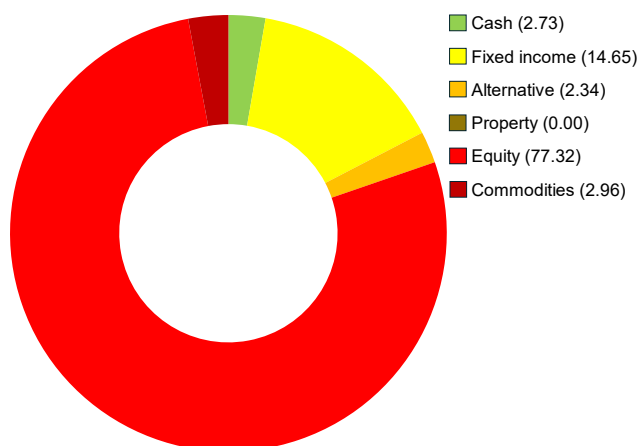
Pacific ex-Japan equity
Man Asia (ex Japan) Equity
Baillie Gifford Pacific

Emerging market equity
Baillie Gifford Emerging Markets Growth

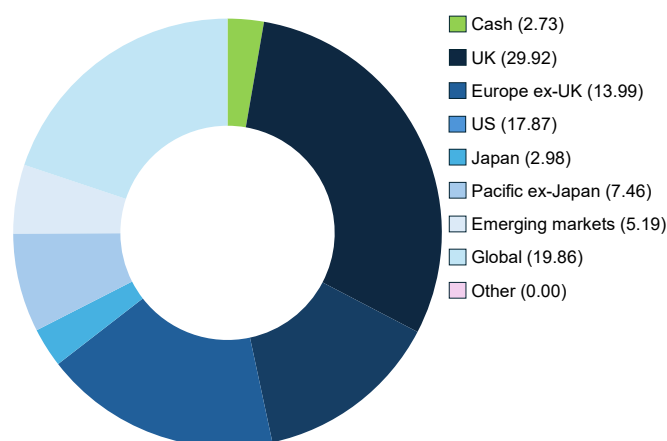
Global equity
First Sentier Global
Listed Infrastructure
iShares Edge MSCI World Value
Polar Capital Global Insurance
Fidelity Index World

Commodity
iShares Physical Gold

Asset allocation (%)

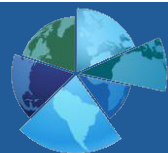


Geographic allocation (%)



*excluding cash and holdings of less than 0.25% of NAV

Please see overleaf for performance and other important information



BROMPTON

ASSET MANAGEMENT

Investment objective & policy

The objective of the Fund is to seek a high level of capital growth over a period of at least 5 years.

The Fund will seek to achieve its objective from an actively managed portfolio of collective investment schemes, investment trusts, other transferable securities, cash or near cash, deposits and money market instruments. The Fund will typically invest between 40% and 85% of its portfolio in equity securities.

There will be no restrictions on the underlying content of the investments held, in terms of investment type, geographical or economic sector.

The use of derivatives and/or hedging transactions will be permitted in connection with the efficient portfolio management of the Fund (typically hedging, which attempts to mitigate against falls in the value of the Fund's assets and the effects of changes in currency exchange rates against the Fund's base currency, which is pounds sterling). Borrowing of up to 10% of the Fund's net asset value will be permitted.

On giving 60 days notice to Shareholders, the Fund may, in addition to its other investment powers, use derivatives and forward transactions for investment purposes. It is not intended that the use of derivatives in this way will change the risk profile of the Fund.

Subject to the above, the Fund may invest in any asset class and adopt any investment technique or strategy permitted under the rules in COLL as such rules are applied to Non-UCITS retail schemes.

The Fund's benchmark is IA Mixed investment 40-85% shares. This represents a comparator benchmark because the Fund's performance can be compared to funds which also sit within this industry sector.

For further information including details of all share classes please visit our website at www.bromptonam.com

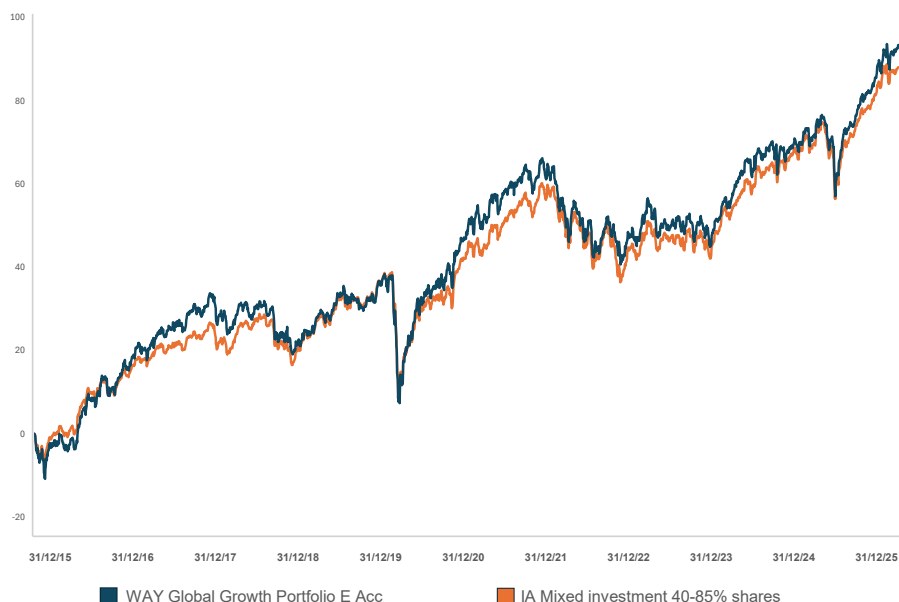
WAY Global Growth Portfolio (continued)

An OEIC managed by Brompton Asset Management

Performance†

Percentage growth, 31 December 2015 to 31 December 2025

WAY Global Growth Portfolio E Acc* v IA Mixed investment 40-85% ††



Source: LSEG Lipper, NAV-NAV, sterling, net income reinvested
Past performance is not an indicator of future performance

Discrete period performance (%)	Year to 31 Dec 2025	Year to 31 Dec 2024	Year to 31 Dec 2023	Year to 31 Dec 2022	Year to 31 Dec 2021	Year to 31 Dec 2020	Year to 31 Dec 2019
WAY Global Growth Portfolio E Acc	13.53	8.74	7.00	-10.74	10.73	8.85	13.74
IA Mixed investment 40-85%	11.60	9.01	8.12	-10.06	11.17	5.22	15.96
Quartile ranking	1	3	3	3	3	2	4

Cumulative performance (%) to 31 December 2025	1 month	3 months	1 year	3 years	5 years	10 years	Since launch
WAY Global Growth Portfolio E Acc	1.14	3.81	13.53	32.10	30.57	93.43	177.46
IA Mixed investment 40-85%	0.44	3.31	11.60	31.53	31.51	88.09	184.03
Quartile ranking	1	2	1	3	3	2	3

*Source: LSEG Lipper, NAV-NAV, sterling. The E Accumulation share class launched on 31 December 2012. Performance history prior to that date is that of the B Acc share class. The backdated performance is based upon the actual returns of the B Acc share class with no alteration for differing fee levels between these share classes. † Brompton took over management of the fund on 1 May 2017. †† Prior to October 2018, the Fund was included in the IA Flexible Investment sector. At times, this may have enabled the Fund to hold more or less equities than peers in the IA Mixed Investment 40-85% Shares sector, which may have led to better comparative performance. Our review of the comparative data does not show that there is a material difference in the performance of the respective sectors.

Past performance is not an indicator of future performance.

Important Information

For full details of the fund and its risks please refer to the prospectus or Key Investor Information and Supplementary Information Document, which can be found on the Brompton Asset Management website, www.bromptonam.com. The value of assets and income generated from them may fall as well as rise. Investors are unlikely to receive income and, on disposal, may not receive all their capital back. Past performance is not an indicator of future performance.

Brompton is not authorised to give investment advice. Please obtain professional advice before making an investment decision. Issued by Brompton Asset Management Ltd, which is a limited company registered in England and Wales under registered number 06866020 and is authorised and regulated by the Financial Conduct Authority, firm reference number 942254. Registered office: 1 Knightsbridge Green, London, SW1X 7QA. WAY Fund Managers Limited is the authorised corporate director (ACD) of the Fund and is authorised and regulated by the Financial Conduct Authority. Registered office: Cedar House, 3 Cedar Park, Cobham Road, Wimborne, Dorset, BH21 7SB.