




David Hedderwick
Fund manager



Emily Lam
Assistant fund manager

Investment objective

The objective of the Fund is to seek a high level of capital growth over a period of at least 5 years.

Key facts

Fund size	£9.4 million
IA sector and benchmark	IA Mixed investment 40-85%
Base currency	Sterling
Valuation point	Noon
Launch date	17 March 2008
Structure	OEIC
Year end	31 March
Distribution date	31 May

The fund is managed with a 0% target yield.

T Income Shares

Launch date	14 January 2013
Launch price	100p
Price at 31 March 2026	236.39p
Minimum investment	£5,000
Investment management fee	1.25%
Total expense ratio	2.22%
SEDOL code	B8F1L223
ISIN code	GB00B8F1L223

T class shares are only available to existing WAY Trustees Limited (WTL) IHT plan investors.

E Income & Accumulation Shares

Launch date	31 December 2012
Launch price	100p
E Inc price at 31 Mar 2026	221.35p
E Acc price at 31 Mar 2026	245.97p
Minimum investment	£5,000
Investment management fee	0.95%
Total expense ratio	1.92%
Inc SEDOL code	B8DRG49
Inc ISIN code	GB00B8DRG498
Acc SEDOL code	B8T10T8
Acc ISIN code	GB00B8T10T87

E class shares are available for direct fund investment. For information, please ring the dealing line, 01202 855856.

C Income Shares

Launch date	1 November 2022
Launch price	100p
Price at 31 March 2026	135.79p
Minimum investment	£5,000
Investment management fee	0.65%
Total expense ratio	1.62%
SEDOL code	BQNKFG9
ISIN code	GB00BQNKFF84

C class shares are available for WTL investors paying trust fees directly to WTL.

WAY Global Growth Portfolio

An OEIC managed by Brompton Asset Management

Fund manager's commentary

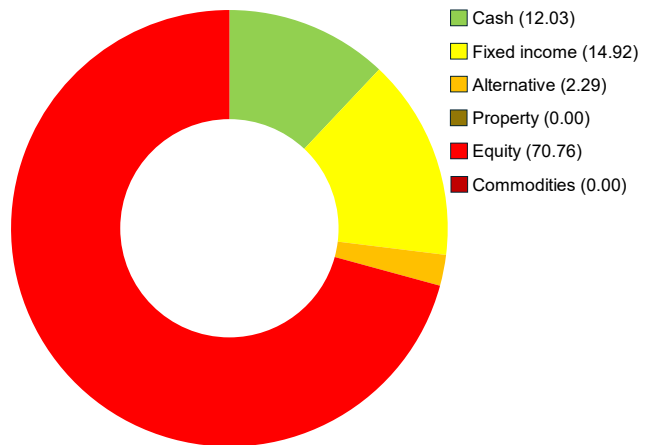
Global equities and bonds fell 5.32% and 1.18% respectively in sterling while oil rose 58.35% on fears that the US-Israeli war against Iran would lift inflation, increase interest rates and lower economic growth. The WAY Global Growth Portfolio held no investments dedicated to UK government bonds, which fell 4.34% because of Britain's dependence on gas imports and high government borrowing. Within the global bond allocation, the sterling-hedged iShares \$ TIPS 0-5 Years exchange-traded fund (ETF) holding, up 0.07%, proved defensive as inflation fears increased while the iShares \$ Treasury Bond 1-3 Years ETF rose 1.47% as the dollar gained 1.95% against sterling. Equities in Europe excluding the UK lagged, down 8.66% in sterling, while UK equities fell 6.62%. Within the portfolio, Artemis UK Select and Jupiter European Select fell 12.41% and 8.19% respectively but Lightman European, down 3.59%, was more resilient. The portfolio suffered from its relatively-high allocation to equities in Asia excluding Japan and emerging markets, which fell 12.02% and 11.33% respectively in sterling because of Asia's reliance on energy imports. Baillie Gifford Pacific was the portfolio's weakest significant holding, down 14.18%. Within the global equity allocation, First Sentier Global Listed Infrastructure, which holds cash-generative companies including beneficiaries of electrification, proved relatively defensive, falling 1.78%. Portfolio changes included the sales of the iShares MSCI EMU ETF and the iShares Physical Gold exchange-traded commodity and the purchase of the iShares \$ Treasury Bond 0-1 Year ETF. The WAY Global Growth Portfolio fell 7.10% in March while the sector fell 6.18%.

Financial data source: Refinitiv 31 March 2026 † E Acc shares

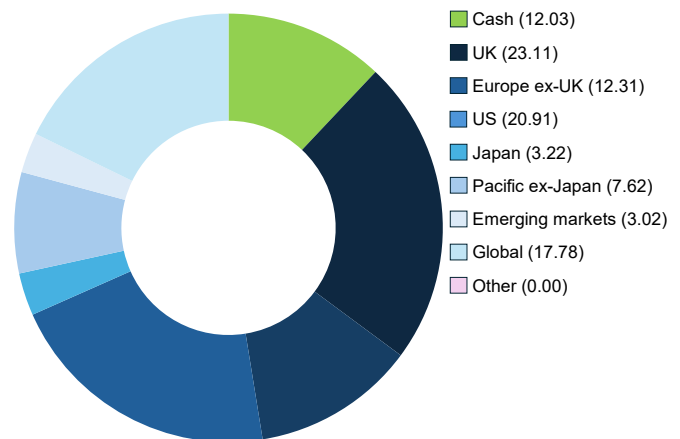
Portfolio breakdown *

- Global fixed income**
Pimco Global Low Duration Real Return (£-hedged)
iShares \$ TIPS 0-5 Years (£-hedged)
iShares \$ Treasury Bond 0-1 Year
iShares \$ Treasury Bond 1-3 Years
- Alternative**
Trojan
CT Real Estate Equity Market Neutral
- UK equity**
iShares FTSE 100
Artemis UK Select
Artemis UK Special Situations
- US equity**
HSBC S&P 500 Equal Weight Equity
Xtrackers S&P 500
- Europe ex-UK equity**
Lightman European
Jupiter European Select
- Japanese equity**
Nippon Active Value
Man Japan CoreAlpha
- Pacific ex-Japan equity**
Man Asia (ex Japan) Equity
Baillie Gifford Pacific
- Emerging market equity**
Redwheel Next Generation Emerging Markets Equity
- Global equity**
First Sentier Global Listed Infrastructure
iShares Edge MSCI World Value

Asset allocation (%)



Geographic allocation (%)



*excluding cash and holdings of less than 0.25% of NAV

Please see overleaf for performance and other important information



BROMPTON

ASSET MANAGEMENT

Investment objective & policy

The objective of the Fund is to seek a high level of capital growth over a period of at least 5 years.

The Fund will seek to achieve its objective from an actively managed portfolio of collective investment schemes, investment trusts, other transferable securities, cash or near cash, deposits and money market instruments. The Fund will typically invest between 40% and 85% of its portfolio in equity securities.

There will be no restrictions on the underlying content of the investments held, in terms of investment type, geographical or economic sector.

The use of derivatives and/or hedging transactions will be permitted in connection with the efficient portfolio management of the Fund (typically hedging, which attempts to mitigate against falls in the value of the Fund's assets and the effects of changes in currency exchange rates against the Fund's base currency, which is pounds sterling). Borrowing of up to 10% of the Fund's net asset value will be permitted.

On giving 60 days notice to Shareholders, the Fund may, in addition to its other investment powers, use derivatives and forward transactions for investment purposes. It is not intended that the use of derivatives in this way will change the risk profile of the Fund.

Subject to the above, the Fund may invest in any asset class and adopt any investment technique or strategy permitted under the rules in COLL as such rules are applied to Non-UCITS retail schemes.

The Fund's benchmark is IA Mixed investment 40-85% shares. This represents a comparator benchmark because the Fund's performance can be compared to funds which also sit within this industry sector.

WAY Global Growth Portfolio (continued)

An OEIC managed by Brompton Asset Management

Performance†

Percentage growth, 31 March 2016 to 31 March 2026

WAY Global Growth Portfolio E Acc* v IA Mixed investment 40-85% ††



Source: LSEG Lipper, NAV-NAV, sterling, net income reinvested
Past performance is not an indicator of future performance

Discrete period performance (%)	Year to 31 Mar 2026	Year to 31 Mar 2025	Year to 31 Mar 2024	Year to 31 Mar 2023	Year to 31 Mar 2022	Year to 31 Mar 2021	Year to 31 Mar 2020
WAY Global Growth Portfolio E Acc	14.34	1.92	10.68	-3.91	2.62	34.19	-9.63
IA Mixed investment 40-85%	11.06	3.34	10.14	-4.58	5.42	26.54	-8.00
Quartile ranking	1	4	2	2	4	1	3

Cumulative performance (%) to 31 March 2026	1 month	3 months	1 year	3 years	5 years	10 years	Since launch
WAY Global Growth Portfolio E Acc	-7.10	-0.14	14.34	28.98	27.19	97.58	177.08
IA Mixed investment 40-85%	-6.18	-1.71	11.06	26.42	27.16	84.54	179.16
Quartile ranking	4	1	1	2	3	2	3

*Source: LSEG Lipper, NAV-NAV, sterling. The E Accumulation share class launched on 31 December 2012. Performance history prior to that date is that of the B Acc share class. The backdated performance is based upon the actual returns of the B Acc share class with no alteration for differing fee levels between these share classes. † Brompton took over management of the fund on 1 May 2017. †† Prior to October 2018, the Fund was included in the IA Flexible Investment sector. At times, this may have enabled the Fund to hold more or less equities than peers in the IA Mixed Investment 40-85% Shares sector, which may have led to better comparative performance. Our review of the comparative data does not show that there is a material difference in the performance of the respective sectors.

Past performance is not an indicator of future performance.

Important Information

For full details of the fund and its risks please refer to the prospectus or Key Investor Information and Supplementary Information Document, which can be found on the Brompton Asset Management website, www.bromptonam.com. The value of assets and income generated from them may fall as well as rise. Investors are unlikely to receive income and, on disposal, may not receive all their capital back. Past performance is not an indicator of future performance.

Brompton is not authorised to give investment advice. Please obtain professional advice before making an investment decision. Issued by Brompton Asset Management Ltd, which is a limited company registered in England and Wales under registered number 06866020 and is authorised and regulated by the Financial Conduct Authority, firm reference number 942254. Registered office: 1 Knightsbridge Green, London, SW1X 7QA. WAY Fund Managers Limited is the authorised corporate director (ACD) of the Fund and is authorised and regulated by the Financial Conduct Authority. Registered office: Cedar House, 3 Cedar Park, Cobham Road, Wimborne, Dorset, BH21 7SB.

For further information including details of all share classes please visit our website at www.bromptonam.com