



30 April 2020



Sean Standen
Fund manager



Gill Lakin
CIO

WAY MA Cautious Portfolio

An OEIC managed by
Brompton Asset Management

Investment objective

The objective of the Fund is to seek capital growth.

Key facts

Fund size	£22.9 million
IA sector	Mixed Investment
	20-60% Shares
Base currency	Sterling
Valuation point	Noon
Launch date	23 June 2008

The fund is managed with a 0% target yield.

T Income Shares

Launch date	14 January 2013
Launch price	100p
Price at 30/04/20	128.48p
Minimum investment	£1,000
Minimum regular savings	N/A
Investment management fee	1.25%
Initial charge	2%
Total expense ratio	2.14%
Year end	31 March
Distribution date	31 May
Structure	OEIC
SEDOL code	B8YPMQ64
ISIN code	GB00B8YPMQ64

T class shares are for use within the WAY IHT plans.

E Income & Accumulation Shares

Launch date	31 December 2012
Launch price	100p
E Inc price at 30/04/20	131.33p
E Acc price at 30/04/20	132.43p
Minimum investment	£1,000
Minimum regular savings	£100pm
Investment management fee	0.95%
Initial charge	2%
Total expense ratio	1.84%
Year end	31 March
Distribution date	31 May
Structure	OEIC
Inc SEDOL code	B8JGQM8
Inc ISIN code	GB00B8JGQM80
Acc SEDOL code	B87X8G9
Acc ISIN code	GB00B87X8G93

E class shares are available for direct fund investment. For information, please ring the dealing line, 01202 855856.

Fund manager's commentary

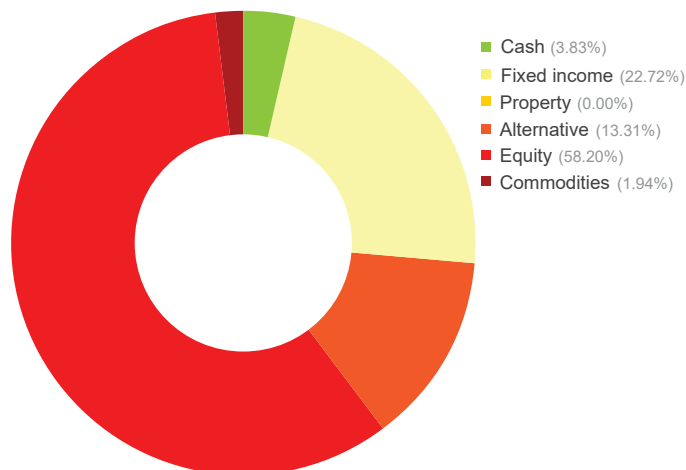
Risky assets rose as investors responded to Covid-19 policy responses from central banks and governments and signs that restrictions may ease in some countries. Global equities rose 8.88% in sterling. Among the WAY MA Cautious Portfolio's global equity holdings, the Polar Capital holdings, Healthcare Opportunities and Global Technology, outperformed, rising 19.45% and 13.52% respectively, but Fundsmith Equity lagged, rising 8.04%. UK equities underperformed, rising 3.36%, but UK smaller companies did better, rising 11.53%. Within the portfolio, all significant UK equity investments outperformed. Chelverton UK Equity Growth and Aberforth UK Small Companies, which focus on small stocks, did best, rising 14.95% and 12.64% respectively, while Majedie UK Focus gained 11.87%. In Europe excluding the UK, where equities rose 4.56% in sterling, Threadneedle European Smaller Companies did best, rising 12.28%, while Fidelity Germany rose 7.13%. Japanese equities lagged, rising 3.56% in sterling, but T Rowe Price Japanese Equity and Comgest Japan gained 9.99% and 9.89% respectively. Among the alternative holdings, Trojan did best, rising 4.94%, but F&C Real Estate Equity Long/Short fell 0.92%. Sterling corporate and high-yield bonds and UK government bonds gained 6.29%, 4.63% and 3.15% respectively but global bonds returned only 0.23% in sterling, with returns held back as the euro and dollar fell 1.87% and 1.70% respectively against the pound. Within the portfolio, Legg Mason Western Asset Macro Opportunities Bond and the sterling-hedged holding in RWC Asia Convertibles did best, rising 5.02% and 4.99% respectively. The WAY MA Cautious Portfolio rose 7.20%† in April while the sector rose 5.78%.

Financial data source: Refinitiv 30 April 2020. † E Inc shares

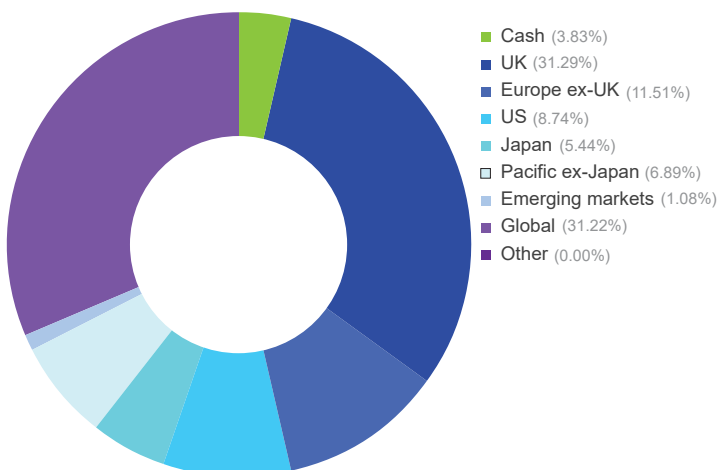
Portfolio breakdown*

UK fixed income	Scroder Strategic Credit Jupiter Dynamic Bond
Global fixed income	Vanguard Global Bond (£-hedged) Goldman Sachs Global Strategic Income Bond RWC Asia Convertibles (£-hedged) Legg Mason Western Asset Macro Opportunities Bond
Alternative	Trojan BlackRock European Absolute Alpha F&C Real Estate Equity Long/Short Man GLG UK Absolute Value Man GLG European Mid-Cap Equity Alternative
UK equity	GLG Undervalued Assets Liontrust Special Situations Majedie UK Focus Chelverton UK Equity Growth Fidelity Index UK Vanguard FTSE 250 Aberforth UK Small Companies
Europe ex-UK equity	BlackRock European Dynamic Fidelity Germany Threadneedle European Smaller Companies BGF Continental European
US equity	Fidelity Index US iShares Core S&P 500
Japanese equity	Comgest Growth Japan T Rowe Price Japanese Equity
Pacific ex-Japan equity	Fidelity Asian Special Situations
Emerging market equity	Goldman Sachs Emerging Markets Equity
Global equity	Fundsmith Equity Polar Capital Global Technology Polar Capital Healthcare Opportunities iShares Core MSCI World
Commodities	iShares Physical Gold

Asset allocation



Geographic allocation



* excluding cash and holdings of less than 0.25% of NAV

Please see overleaf for performance and other important information

WAY MA Cautious Portfolio (continued)

An OEIC managed by
Brompton Asset Management

Investment objective & policy

The objective of the Fund is to seek capital growth.

The Fund will seek to achieve its objective from an actively managed portfolio of collective investment schemes, investment trusts, other transferable securities including listed securities, cash or near cash, deposits and money market instruments. The Fund will typically invest between 20% and 60% of its portfolio in equity securities.

There will be no restrictions on the underlying content of the investments held, in terms of investment type, geographical or economic sector.

The use of derivatives and/or hedging transactions will be permitted in connection with the efficient portfolio management of the Fund (typically hedging, including investing in hedged share classes, which attempts to mitigate against falls in the value of the Fund's assets and the effects of changes in currency exchange rates against the Fund's base currency, which is pounds sterling). Borrowing of up to 10% of the Fund's net asset value will be permitted.

On giving 60 days notice to Shareholders, the Fund may, in addition to its other investment powers, use derivatives and forward transactions for investment purposes. It is not intended that the use of derivatives in this way will change the risk profile of the Fund.

Subject to the above, the Fund may invest in any asset class and adopt any investment technique or strategy permitted under the rules in COLL as such rules are applied to Non-UCITS retail schemes.

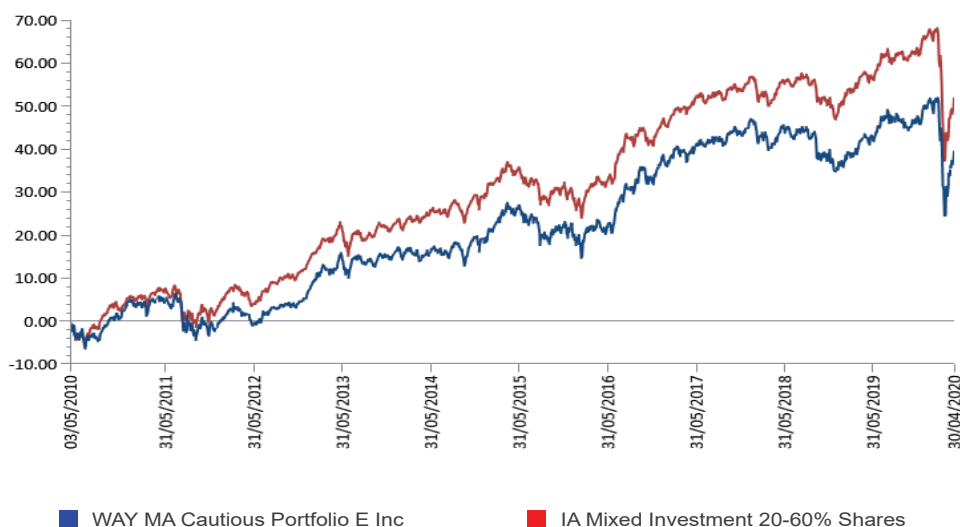
The Fund's benchmark is IA Mixed Investment 20-60% Shares. This represents a comparator benchmark because the Fund's performance can be compared to funds which also sit within this industry sector.

For further information including details of all share classes please visit our website at www.bromptonam.com

Performance†

Percentage growth for 10 years to 30 April 2020

WAY MA Cautious Portfolio E Inc* v IA Mixed Investment 20-60% Shares



Discrete period performance (%)	Year to 30 Apr 2020	Year to 30 Apr 2019	Year to 30 Apr 2018	Year to 30 Apr 2017	Year to 30 Apr 2016
WAY MA Cautious Portfolio E Inc	-2.59	0.22	3.04	13.74	-2.93
IA Mixed Investment 20-60% Shares	-3.67	2.51	3.05	12.78	-1.76
Quartile ranking	2	4	2	2	4

Cumulative performance (%) to 30 April 2020	1 month	3 months	6 months	12 months	10 years
WAY MA Cautious Portfolio E Inc	7.20	-6.47	-3.84	-2.59	39.54
IA Mixed Investment 20-60% Shares	5.78	-8.18	-5.90	-3.67	52.07
Quartile ranking	1	2	2	2	4

*Source: Lipper, NAV-NAV, sterling. The E Income share class launched on 31 December 2012. Performance history prior to that date is that of the B Inc share class. The backdated performance is based upon the actual returns of the B Inc share class with no alteration for differing fee levels between these share classes.

† Brompton took over management of the fund on 1 May 2017.

Past performance is not an indicator of future performance.

Important information

For full details of the fund and its risks please refer to the prospectus or Key Investor Information and Supplementary Information Document, which can be found on the WAY Fund Manager's website, www.wayfunds.com. The value of assets and income generated from them may fall as well as rise. Investors are unlikely to receive income and, on disposal, may not receive all their capital back. Past performance is not an indicator of future performance.

Brompton is not authorised to give investment advice. Please obtain professional advice before making an investment decision. Issued by Brompton Asset Management LLP, which is a limited liability partnership registered in England and Wales under registered number OC349309 and is authorised and regulated by the Financial Conduct Authority. Registered office: 1 Knightsbridge Green, London, SW1X 7QA. WAY Investment Services Limited is the Sponsor and Distributor of the Fund and is an appointed representative of Investment & Tax Advisory Services who is authorised and regulated by the Financial Conduct Authority. Registered Office: 3 Cedar Park, Cobham Road, Wimborne, Dorset, BH21 7SB.