



Sean Standen
Fund manager



Gill Lakin
CIO

Investment objective

The objective of the Fund is to seek capital growth.

Key facts

Fund size	£17.9 million
IA sector and benchmark	Mixed Investment 20-60% Shares
Base currency	Sterling
Valuation point	Noon
Launch date	23 June 2008
Structure	OEIC
Year end	31 March
Distribution date	31 May

The fund is managed with a 0% target yield.

T Income Shares

Launch date	14 January 2013
Launch price	100p
Price at 31 January 2025	165.82p
Minimum investment	£1,000
Investment management fee	1.25%
Total expense ratio	2.00%
SEDOL code	B8YPMQ64
ISIN code	GB00B8YPMQ64

T class shares are only available to existing WAY Trustees Limited (WTL) IHT plan investors.

E Income & Accumulation Shares

Launch date	31 December 2012
Launch price	100p
E Inc price at 31 Jan 2025	171.96p
E Acc price at 31 Jan 2025	173.39p
Minimum investment	£1,000
Investment management fee	0.95%
Total expense ratio	1.70%
Inc SEDOL code	B8JQM8
Inc ISIN code	GB00B8JQM80
Acc SEDOL code	B87X8G9
Acc ISIN code	GB00B87X8G93

E class shares are available for direct fund investment. For information, please ring the dealing line, 01202 855856.

C Income Shares

Launch date	1 November 2022
Launch price	100p
Price at 31 January 2025	118.57p
Minimum investment	£1,000
Investment management fee	0.65%
Total expense ratio	1.40%
SEDOL code	BQNKFK3
ISIN code	GB00BQNKFK38

C class shares are available for WTL investors paying trust fees directly to WTL.

WAY MA Cautious Portfolio

An OEIC managed by Brompton Asset Management

Fund manager's commentary

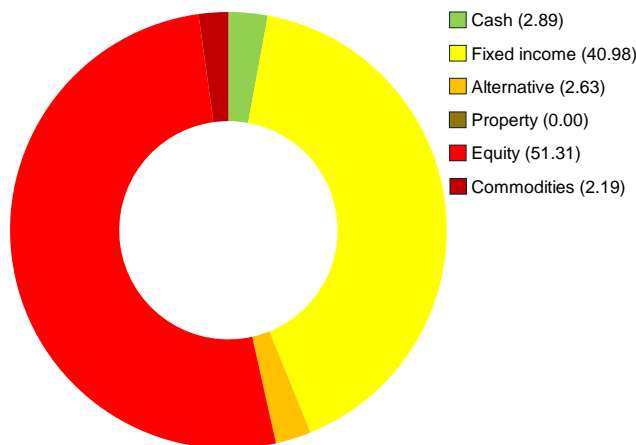
The Federal Reserve left its official interest rate unchanged because US inflation remained elevated but the European Central bank made a quarter percentage point cut and the Bank of England followed suit in early February. Eurozone inflation is expected to be close to target in 2025 but UK inflation may prove sticky. Global equities rose 4.20% in sterling after outperformance by equities in Europe excluding the UK, up 8.26% in sterling, and in the UK, up 5.54%. The WAY MA Cautious Portfolio's lack of exposure to Europe ex-UK equities hurt performance. Lightman European, value-focused investment, was increased to lift the regional exposure. In the UK, the iShares FTSE 100 exchange-traded fund (ETF) gained 6.19% and the holding was increased to lift the allocation to larger UK companies trading on low valuations. Man Undervalued Assets, up 3.69%, underperformed because of its bias towards small and medium-sized companies and the holding was reduced; small companies rose just 1.50% as investors responded to a BoE forecast of economic growth of just 0.75% in 2025 and peak inflation of 3.7%. Global bonds rose 1.36% in sterling. Within the portfolio, the sterling-hedged Fidelity Global Inflation-linked Bond holding and the Vanguard \$ Treasury Bond ETF rose 1.33% and 1.30% respectively. The sterling-hedged holding in Pimco Global Low Duration Real Return, which returned 1.09%, was increased. The iShares Physical Gold exchange-traded commodity was the best performer, up 8.55% as tariff threats spooked investors. The WAY MA Cautious Portfolio rose 2.47% in January while the sector rose 2.40%.

Financial data source: Refinitiv 31 January 2025 † E Inc shares

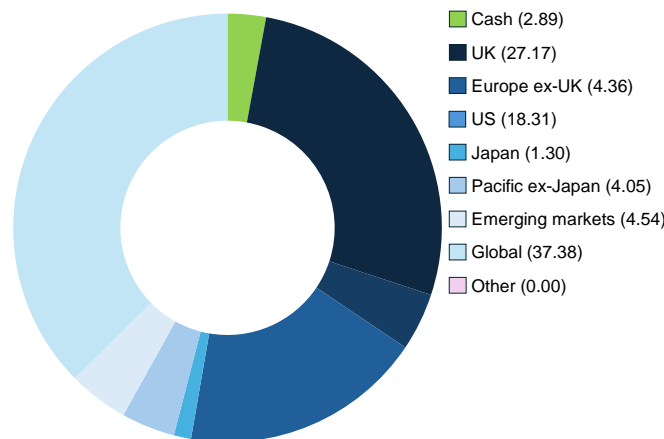
Portfolio breakdown *

- UK fixed income**
TwentyFour Strategic Income
Jupiter Dynamic Bond
- Global fixed income**
Fidelity Global Inflation-linked Bond (£-hedged)
Vanguard Global Aggregate Bond (£-hedged)
Pimco Global Low Duration Real Return (£-hedged)
iShares \$ Treasury Bond 1-3 Years
Vanguard \$ Treasury Bond
Royal London Short Duration Global Index Linked (£-hedged)
- Alternative**
Man UK Absolute Value
CT Real Estate Equity Market Neutral
BlackRock European Absolute Alpha
- UK equity**
iShares FTSE 100
Artemis UK Special Situations
Man Undervalued Assets
- US equity**
iShares Core S&P 500
iShares S&P 500 Equal Weight
- Europe ex-UK equity**
Lightman European
- Japanese equity**
Comgest Growth Japan
- Pacific ex-Japan equity**
Man Asia (ex Japan) Equity
- Emerging market equity**
Goldman Sachs Emerging Markets Equity
Redwheel Next Generation Emerging Markets Equity
Stewart Investors Indian Subcontinent
- Global equity**
Dimensional Global Targeted Value
Polar Capital Global Insurance
First Sentier Global
Listed Infrastructure
- Commodity**
iShares Physical Gold

Asset allocation (%)



Geographic allocation (%)



*excluding cash and holdings of less than 0.25% of NAV

Please see overleaf for performance and other important information



BROMPTON

ASSET MANAGEMENT

Investment objective & policy

The objective of the Fund is to seek capital growth.

The Fund will seek to achieve its objective from an actively managed portfolio of collective investment schemes, investment trusts, other transferable securities including listed securities, cash or near cash, deposits and money market instruments. The Fund will typically invest between 20% and 60% of its portfolio in equity securities.

There will be no restrictions on the underlying content of the investments held, in terms of investment type, geographical or economic sector.

The use of derivatives and/or hedging transactions will be permitted in connection with the efficient portfolio management of the Fund (typically hedging, including investing in hedged share classes, which attempts to mitigate against falls in the value of the Fund's assets and the effects of changes in currency exchange rates against the Fund's base currency, which is pounds sterling). Borrowing of up to 10% of the Fund's net asset value will be permitted.

On giving 60 days notice to Shareholders, the Fund may, in addition to its other investment powers, use derivatives and forward transactions for investment purposes. It is not intended that the use of derivatives in this way will change the risk profile of the Fund.

Subject to the above, the Fund may invest in any asset class and adopt any investment technique or strategy permitted under the rules in COLL as such rules are applied to Non-UCITS retail schemes.

The Fund's benchmark is IA Mixed Investment 20-60% Shares. This represents a comparator benchmark because the Fund's performance can be compared to funds which also sit within this industry sector.

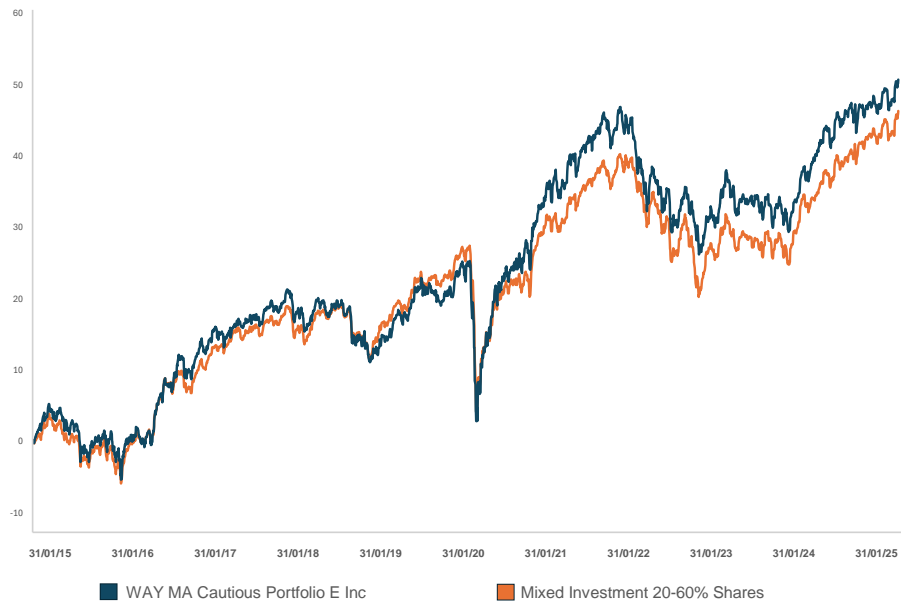
WAY Global Cautious Portfolio (continued)

An OEIC managed by Brompton Asset Management

Performance†

Percentage growth, 31 January 2015 to 31 January 2025

WAY MA Cautious Portfolio E Inc* v Mixed Investment 20-60% Shares



Source: LSEG Lipper, NAV-NAV, sterling, net income reinvested
Past performance is not an indicator of future performance

Discrete period performance (%)	Year to 31 Jan 2025	Year to 31 Jan 2024	Year to 31 Jan 2023	Year to 31 Jan 2022	Year to 31 Jan 2021	Year to 31 Jan 2020	Year to 31 Jan 2019
WAY MA Cautious Portfolio E Inc	8.50	2.36	-1.48	3.06	8.60	9.44	-6.36
IA Mixed Investment 20-60% Shares	9.14	3.27	-4.00	4.45	3.13	9.28	-2.48
Quartile ranking	3	3	1	3	1	2	4

Cumulative performance (%) to 31 January 2025	1 month	3 months	1 year	3 years	5 years	10 years	Since launch
WAY MA Cautious Portfolio E Inc	2.47	2.71	8.50	9.42	22.47	51.02	105.53
IA Mixed Investment 20-60% Shares	2.40	2.95	9.14	8.20	16.56	46.37	114.21
Quartile ranking	2	3	3	2	1	2	3

*Source: LSEG Lipper, NAV-NAV, sterling. The E Income share class launched on 31 December 2012. Performance history prior to that date is that of the B Inc share class. The backdated performance is based upon the actual returns of the B Inc share class with no alteration for differing fee levels between these share classes. † Brompton took over management of the fund on 1 May 2017.

Past performance is not an indicator of future performance.

Important Information

For full details of the fund and its risks please refer to the prospectus or Key Investor Information and Supplementary Information Document, which can be found on the Brompton Asset Management website, www.bromptonam.com. The value of assets and income generated from them may fall as well as rise. Investors are unlikely to receive income and, on disposal, may not receive all their capital back. Past performance is not an indicator of future performance.

Brompton is not authorised to give investment advice. Please obtain professional advice before making an investment decision. Issued by Brompton Asset Management Ltd, which is a limited company registered in England and Wales under registered number 06866020 and is authorised and regulated by the Financial Conduct Authority, firm reference number 942254. Registered office: 1 Knightsbridge Green, London, SW1X 7QA. WAY Fund Managers Limited is the authorised corporate director (ACD) of the Fund and is authorised and regulated by the Financial Conduct Authority. Registered office: Cedar House, 3 Cedar Park, Cobham Road, Wimborne, Dorset, BH21 7SB.

For further information including details of all share classes please visit our website at www.bromptonam.com