



30 June 2014



Gill Lakin
Fund manager

WAY Global Blue Managed Portfolio

A unit trust managed by Brompton Asset Management

Investment objective

The objective of the fund is to provide long-term capital growth through management of an internationally diversified portfolio of collective investment schemes. This will give exposure to cash, fixed-interest securities and equity and equity-linked investments selected from various markets worldwide encompassing a variety of economic sectors.

Key facts

Fund size	£37.8 million
IMA sector	Mixed Investment
	20-60% Shares
Base currency	Sterling
Valuation point	Noon
Launch date	9 December 1991
Fund managers	Gill Lakin
	Luke Hyde-Smith
	(from 20 Dec 2013)

T Income Shares

Launch date	15 January 2013
Launch price	100p
Price at 30/06/14	112.59p
Minimum investment	£10,000
Minimum regular savings	N/A
Investment management fee	1.3%
Initial charge	2%
Yield	0%
Total expense ratio	2.11%
Year end	31 March
Distribution date	31 May
Structure	Unit trust
SEDOL code	B8BBGK9
ISIN code	GB00B8BBGK95

T class shares are for use within the WAY IHT plans.

E Acc & Inc Shares

Launch date	15 January 2013
Launch price	100p
E Acc price at 30/06/14	113.00p
E Inc price at 30/06/14	113.18p
Minimum investment	£10,000
Minimum regular savings	£100
Investment management fee	1%
Initial charge	2%
Yield	0%
Total expense ratio	1.81%
Year end	31 March
Distribution date	31 May
Structure	Unit trust
Acc SEDOL code	B96WY44
Acc ISIN code	GB00B96WY448
Inc SEDOL code	B972001
Inc ISIN code	GB00B9720012

E class shares are available for direct fund investment. For information, please ring the dealing line, 01202 855856.

Fund manager's commentary

Sterling strengthened 1.90% against the dollar and 1.57% against the euro after Mark Carney, the Bank of England governor, used his Mansion House speech to warn that the first UK base rate rise since the credit crisis could happen sooner than investors expected. UK equities fell 1.28%, underperforming global equities, which declined 0.10% in sterling. US equities gained 0.13% in sterling as unemployment fell to 6.10%. Investors shrugged off confirmation that severe weather caused the US economy to show a 2.90% annualised decline during the first quarter. Japanese manufacturing stabilised and business confidence and retail spending recovered following Japan's consumption tax increase, causing Tokyo equities to rise 3.72% in sterling. Within the WAY Global Managed Blue Portfolio, the sterling-hedged GLG Japan Core Alpha fund outperformed, rising 4.99% in sterling, and was the top-performing holding. China's purchasing managers' index, a lead indicator for activity, hit a seven-month high and the People's Bank announced small-scale, targeted measures to improve liquidity. UK commercial property proved more resilient than gilts and sterling corporate bonds, which fell 0.53% and 0.34% respectively. The purchase of a Deutsche Bank exchange-traded fund (ETF), which tracks a European property equities index, gave the portfolio exposure to the pan-European property sector. The portfolio's UK equity fund holdings were trimmed in favour of purchasing Blackrock Gold & General. Gold equities appear well supported by the gold price, which rose 4.09% in response to the Iraq crisis. The WAY Global Blue Portfolio fell 0.62%[†] in June while the sector fell 0.35%.

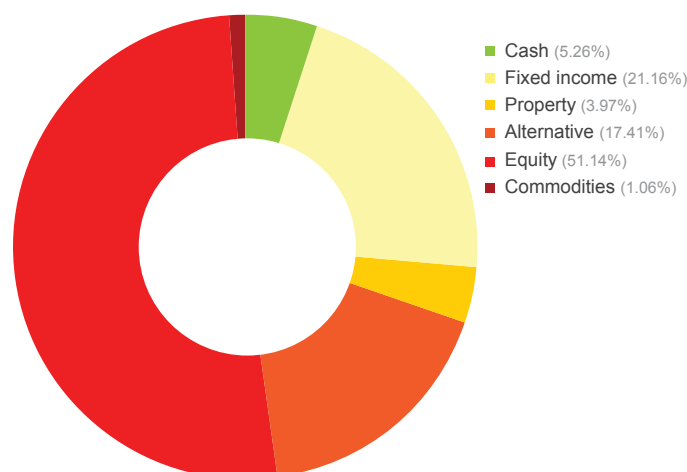
Financial data source: Thomson Reuters 30 June 2014. [†] A Acc shares

Portfolio breakdown*

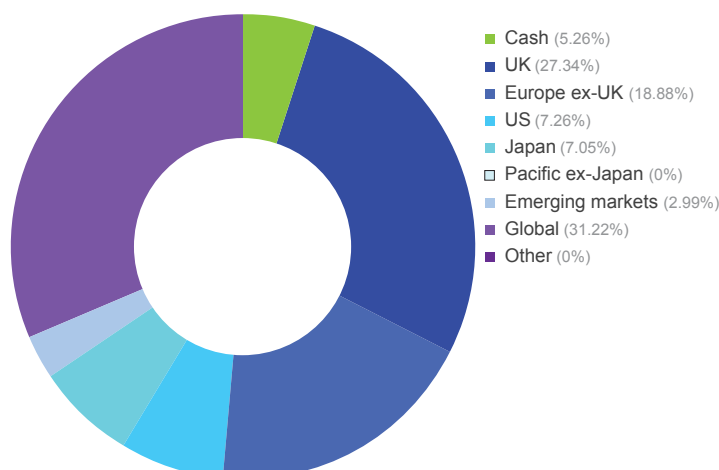
UK fixed income
M&G UK Inflation Linked Corporate Bond
iShares Markit iBoxx GBP Corporate Bond
Global fixed income
Schroder Strategic Bond
Fidelity Global Inflation Linked Bond
Property
Deutsche Bank European Property ETF
Alternative
WAY Absolute Return
Standard Life Global Absolute Return
Ignis Absolute Return Government Bond
Investec Enhanced Natural Resources
Morgan Stanley Diversified Alpha Plus
UK equity
Liontrust Special Situations
GLG Undervalued Assets
SPDR FTSE UK All Share
Europe ex-UK equity
Fidelity Germany
Schroder European
US equity
iShares S&P 500
Japanese equity
GLG Japan CoreAlpha (hedged)
GLG Japan CoreAlpha
Emerging market equity
Schroder Small Cap Discovery
Global equity
River and Mercantile World Recovery
Commodities
BlackRock Gold & General

* excluding cash

Asset allocation



Geographic allocation



Please see overleaf for performance and other important information

Investment objective & policy

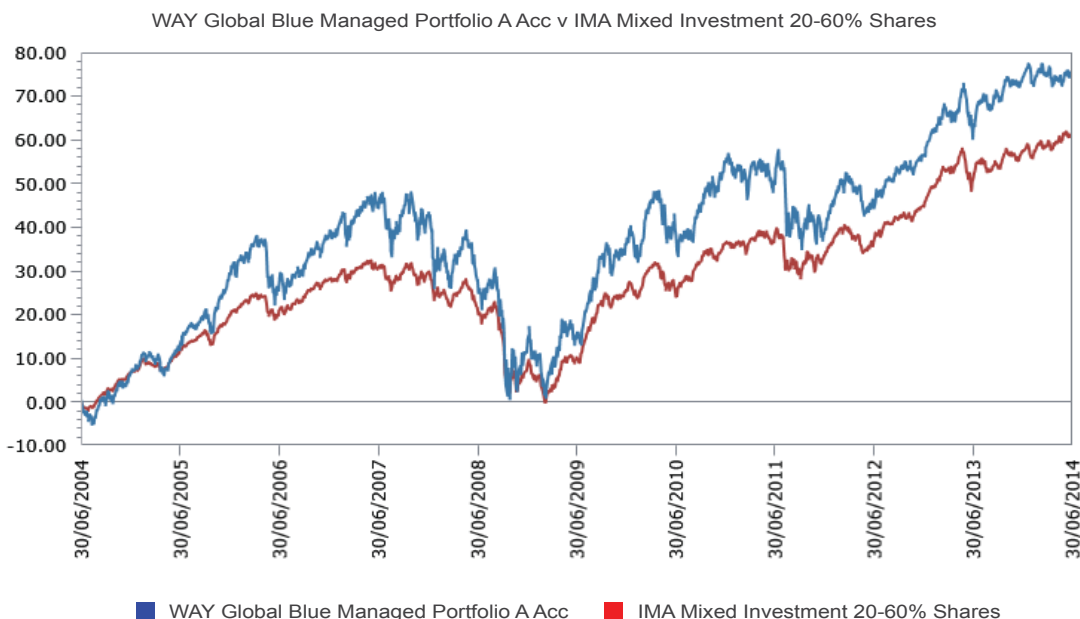
The objective of the fund is to provide long-term capital growth through management of an internationally diversified portfolio of collective investment schemes. This will give exposure to cash, fixed interest securities, equity and equity-linked investments selected from various markets worldwide encompassing a variety of economic sectors. The assets of the fund will be managed in such a way that the units in the fund will be qualifying investments for Individual Savings Accounts. The use of derivatives is not permitted but borrowing will be permitted on a temporary basis under the terms of the regulations. Although the fund will normally remain fully invested, the property of the fund may consist of up to 10% cash or near cash where this may be reasonably regarded as necessary in order to enable the pursuit of the fund's objective, the redemption of units and the efficient management of the fund in accordance with its objectives or other purposes which may be reasonably regarded as ancillary to the objectives of the fund.

WAY Global Blue Managed Portfolio (continued)

A unit trust managed by Brompton Asset Management

Performance

Percentage growth for 10 years to 30 June 2014



Source: Lipper, NAV-NAV, sterling, net income reinvested
Past performance is not an indicator of future performance

Discrete year performance (%)	Year to 30 June 2014	Year to 30 June 2013	Year to 30 June 2012	Year to 30 June 2011	Year to 30 June 2010
WAY Global Blue Managed Portfolio A Acc	7.24	12.04	-4.82	11.21	19.34
IMA Mixed Investment 20-60% Shares	6.90	10.08	-0.88	10.11	13.63
Quartile ranking	3	2	4	1	1
Cumulative performance (%) to 30 June 2014	1 month	3 months	6 months	12 months	10 years
WAY Global Blue Managed Portfolio A Acc	-0.62	-0.64	-0.42	7.24	74.13
IMA Mixed Investment 20-60% Shares	-0.35	1.39	2.12	6.90	60.91
Quartile ranking	3	4	4	3	3

Source: Lipper, NAV-NAV, sterling,
Past performance is not an indicator of future performance.

Important information

For full details of the fund and its risks please refer to the prospectus or simplified prospectus, which can be found on the Brompton Asset Management website, www.bromptonam.com. The value of assets and income generated from them may fall as well as rise. Investors are unlikely to receive income and, on disposal, may not receive all their capital back. Past performance is not an indicator of future performance.

Brompton is not authorised to give investment advice. Please obtain professional advice before making an investment decision. Issued by Brompton Asset Management LLP, which is a limited liability partnership registered in England and Wales under registered number OC349309 and is authorised and regulated by the Financial Conduct Authority. Registered office: 1 Knightsbridge Green, London, SW1X 7QA. A list of members is open to inspection at the registered office. WAY Fund Managers Limited is the unit trust manager of the WAY Global Blue Managed Portfolio and is authorised and regulated by the Financial Conduct Authority. Registered office: Cedar House, 3 Cedar Park, Cobham Road, Wimborne, Dorset BH21 7SB.

For further information including details of all share classes please visit our website at www.bromptonam.com