



Gill Lakin
Fund manager

WAY Global Red Active Portfolio

A unit trust managed by Brompton Asset Management

Investment objective

The objective of the fund is to provide maximum capital growth from an actively managed and diversified portfolio of collective investment schemes selected from markets worldwide.

Key facts

Fund size	£49.1 million
IA sector	Flexible Investment
Base currency	Sterling
Valuation point	Noon
Launch date	9 December 1991
Fund managers	Gill Lakin Luke Hyde-Smith Sean Standen

T Income Shares

Launch date	15 January 2013
Launch price	100p
Price at 31/03/15	130.81p
Minimum investment	£10,000
Minimum regular savings	N/A
Investment management fee	1.3%
Initial charge	2%
Yield	0%
Total expense ratio	2.10%
Year end	31 March
Distribution date	31 May
Structure	Unit trust
SEDOL code	B99K1J9
ISIN code	GB00B99K1J99

T class shares are for use within the WAY IHT plans.

E Acc & Inc Shares

Launch date	15 January 2013
Launch price	100p
E Acc price at 31/03/15	132.38p
E Inc price at 31/03/15	131.94p
Minimum investment	£10,000
Minimum regular savings	£100
Investment management fee	1%
Initial charge	2%
Yield	0%
Total expense ratio	1.80%
Year end	31 March
Distribution date	31 May
Structure	Unit trust
Acc SEDOL code	B96VT46
Acc ISIN code	GB00B96VT465
Inc SEDOL code	B970YR0
Inc ISIN code	GB00B970YR05

E class shares are available for direct fund investment. For information, please ring the dealing line, 01202 855856.

Fund manager's commentary

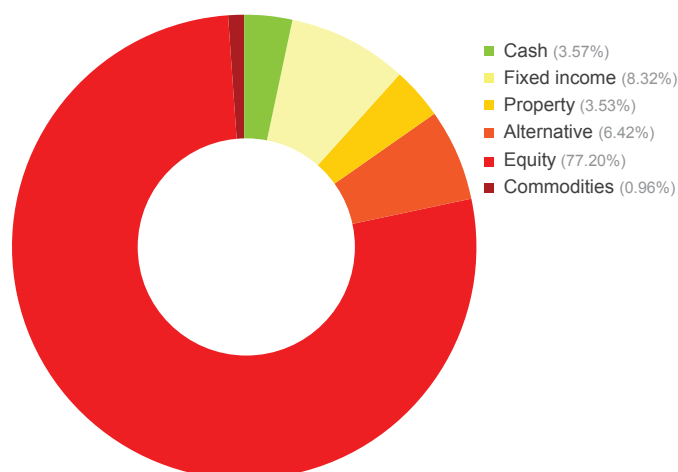
Global equity markets rose 2.55% in sterling as the European Central Bank formally commenced quantitative easing. Europe ex-UK equities outperformed, gaining 3.01%, and the WAY Global Red Managed portfolio's significant allocation to Europe ex-UK equity funds benefited performance over the month. The dollar-hedged UBS MSCI EMU exchange-traded fund gained 7.11% but the sterling-hedged Schroder European Alpha Plus fund did even better, rising 13.27%. Foreign exchange markets remained volatile and sterling fell as investors pondered the potential outcomes of May's general election. The dollar and the yen gained 4.10% and 3.77% respectively against sterling. Commodity prices remained weak in response to the rise in the dollar, with oil falling 4.06% in sterling. The high representation of natural resources companies in the UK stockmarket contributed to 1.98% fall for UK equities. GLG Undervalued Assets, the portfolio's second largest UK investment, outperformed UK equities as a whole, however, rising 0.34%. Commodity price weakness negatively affected Blackrock Gold & General, which fell 6.68% and was the portfolio's biggest loser. The agreed bid by Royal Dutch Shell for BG Group announced after the month end may indicate that the sell-off has been overdone. Dollar strength spurred the Tokyo exchange to a 5.91% gain and the dollar-hedged GLG Japan CoreAlpha Equity fund gained 5.97%. Better-than-expected Chinese economic data and the lifting of restrictions governing overseas investors' ability to invest in Chinese equities fuelled local stockmarket gains. Hermes Asia ex-Japan rose 6.68%. The WAY Global Red Managed Portfolio gained 3.00% in March while the sector rose 1.88%.

Financial data source: Thomson Reuters 31 March 2015. † A Acc shares

Portfolio breakdown*

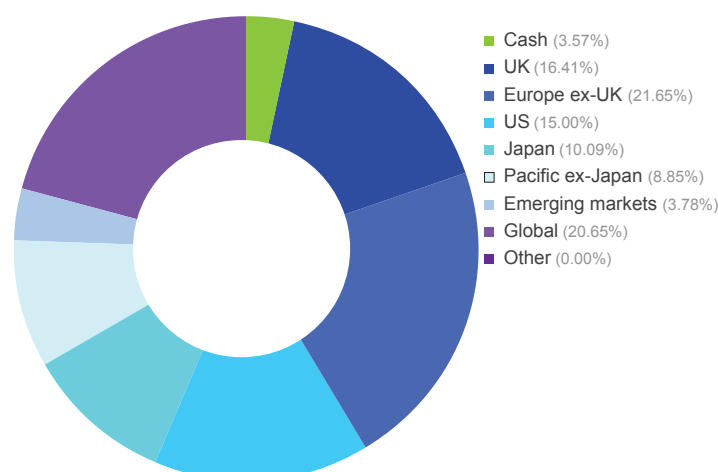
- Global fixed income**
Templeton Global Bond
iShares \$ Treasury Bond 1-3yr
- Property**
Deutsche Bank European Property
- Alternative**
Standard Life Global Absolute Return
F&C Real Estate Equity Long Short
- UK equity**
Liontrust Special Situations
GLG Undervalued Assets
Fidelity Index UK
UBS FTSE 250
- Europe ex-UK equity**
Fidelity Germany
Schroder European
Schroder European (£ hedged)
Schroder European Alpha Plus (£ hedged)
UBS MSCI EMU (\$ hedged)

Asset allocation



- US equity**
iShares Core S&P 500
- Japanese equity**
GLG Japan CoreAlpha (\$ hedged)
GLG Japan CoreAlpha
- Pacific ex-Japan equity**
Hermes Asia ex Japan Equity
- Emerging market equity**
Schroder Small Cap Discovery
- Global equity**
Salar
Fundsmith Equity
- Commodities**
BlackRock Gold & General

Geographic allocation



* excluding cash

Please see overleaf for performance and other important information



BROMPTON
ASSET MANAGEMENT

Investment objective & policy

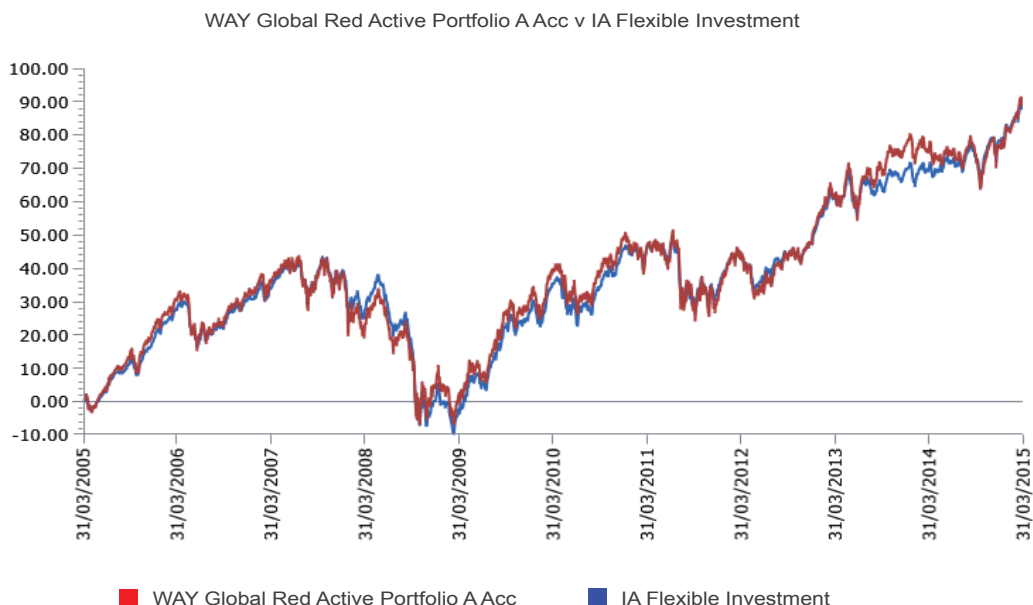
The objective of the fund is to provide maximum capital growth from an actively-managed and diversified portfolio of collective investment schemes selected from markets worldwide. The assets of the fund will be managed in such a way that the units in the fund will be qualifying investments for Individual Savings Accounts. The use of derivatives is not permitted but borrowing will be permitted on a temporary basis under the terms of the regulations. Although the fund will normally remain fully invested, the property of the fund may consist of up to 10% cash or near cash where this may be reasonably regarded as necessary in order to enable the pursuit of the fund's objective, the redemption of units and the efficient management of the fund in accordance with its objectives or other purposes which may be reasonably regarded as ancillary to the objectives of the fund.

WAY Global Red Active Portfolio (continued)

A unit trust managed by Brompton Asset Management

Performance†

Percentage growth for 10 years to 31 March 2015



Source: Lipper, NAV-NAV, sterling, net income reinvested.
Past performance is not an indicator of future performance.

Discrete period performance (%)	Year to 31 Mar 2015	Year to 31 Mar 2014	Year to 31 Mar 2013	Year to 31 Mar 2012	Year to 31 Mar 2011
WAY Global Red Managed A Acc	8.47	8.77	12.88	-2.28	4.79
IA Flexible Investment	11.20	5.20	12.63	-1.80	7.82
Quartile ranking	4	1	2	3	4

Cumulative performance (%) to 31 March 2015	1 month	3 months	6 months	12 months	10 years
WAY Global Red Managed A Acc	3.00	8.11	9.39	8.47	90.55
IA Flexible Investment	1.88	6.01	8.91	11.20	88.83
Quartile ranking	1	1	2	4	3

Source: Lipper, NAV-NAV, sterling.
Past performance is not an indicator of future performance.
† Brompton took over management of the fund on 20 December 2013.

Important information

For full details of the fund and its risks please refer to the prospectus or simplified prospectus, which can be found on the Brompton Asset Management website, www.bromptonam.com. The value of assets and income generated from them may fall as well as rise. Investors are unlikely to receive income and, on disposal, may not receive all their capital back. Past performance is not an indicator of future performance.

Brompton is not authorised to give investment advice. Please obtain professional advice before making an investment decision. Issued by Brompton Asset Management LLP, which is a limited liability partnership registered in England and Wales under registered number OC349309 and is authorised and regulated by the Financial Conduct Authority. Registered office: 1 Knightsbridge Green, London, SW1X 7QA. A list of members is open to inspection at the registered office. WAY Fund Managers Limited is the unit trust manager of the WAY Global Red Active Portfolio and is authorised and regulated by the Financial Conduct Authority. Registered office: Cedar House, 3 Cedar Park, Cobham Road, Wimborne, Dorset BH21 7SB.

For further information including details of all share classes please visit our website at www.bromptonam.com